TRUST
Air Conditioners

FAN COIL UNIT
(HIGH STATIC CONCEALED TYPE)

TRUST AIR CONDITIONING EQUIPMENT CO.
Prepared By: Engineering & R & D Department.

Shiraz- AUG 2015

Old Model	New Code
TMFCDH-800(E)L(R)	CB02-TMDHN08L(R)3W/0N(Y)
TMFCDH-1000(E)L(R)	CB02-TMDHN10L(R)3W/0N(Y)
TMFCDH-1200(E)L(R)	CB02-TMDHN12L(R)3W/0N(Y)
TMFCDH-1400(E)L(R)	CB02-TMDHN14L(R)3W/0N(Y)
TMFCDH-1600(E)L(R)	CB02-TMDHN16L(R)3W/0N(Y)
TMFCDH-1800(E)L(R)	CB02-TMDHN18L(R)3W/0N(Y)
TMFCDH-2200(E)L(R)	CB02-TMDHN22L(R)3W/0N(Y)

توجه:
شرکت تراست حق تغییر مشخصات دستگاه ها را در جهت بهبود و ارتقای کیفیت برای خود محفوظ می دارد.

Contents

Product Schedule 2
Features 3
Specifications 4
Dimension 6
Wiring Diagrams 7
Static Pressure Graph 8
Capacity Tables 12
Exploded View 20
Flow-Pressure Curves 24

※ TRUST reserves the right to discontinue, or change at any time, specifications or designs without notices and without incurring obligations.

1. Product Schedule

No	Model	External appearance	Net dimension (W×H×D) (unit: mm)	Net weight (kg)	Power supply
1	TMFCDH-800		946×400×816	50	220-240V/1ph/50Hz
2	TMFCDH-1000		946×400×816	52	
3	TMFCDH-1200		946×400×816	52	
4	TMFCDH-1400		946×400×816	54	
5	TMFCDH-1600		1290×400×809	76	
6	TMFCDH-1800		1290×400×809	76	
7	TMFCDH-2200		1290×400×809	76	
8	TMFCDH-800E		946×400×876	53	
9	TMFCDH-1000E		946×400×876	55	
10	TMFCDH-1200E		946×400×876	55	
11	TMFCDH-1400E		946×400×876	57	
12	TMFCDH-1600E		1290×400×874	82	
13	TMFCDH-1800E		1290×400×874	82	
14	TMFCDH-2200E		1290×400×874	82	

2. Features

1. High air volume, high static pressure, high capacity
2. Includes air plenum and air filters.

3. Easy to clean or change the air filter.

4. Extra drain pan to protecting your ceiling



5. Auxiliary electrical heater is optional.

3. Specifications

Model			TMFCDH-800 TMFCDH-800E	TMFCDH-1000 TMFCDH-1000E	TMFCDH-1200 TMFCDH-1200E	TMFCDH-1400 TMFCDH-1400E
Air Volume	High speed	m^3/h	1360	1700	2040	2380
		CFM	800	1000	1200	1400
	Mid speed	m^3/h	1224	1530	1877	2118
		CFM	720	902	1104	1246
	Low speed	m^3/h	1088	1377	1612	1856
		CFM	640	810	948	1092
Capacity (Hi-speed)	Cooling (kW)		6.6	8.8	10	12
	Heating (kW)		9.7	13.2	15	17.9
	Water flow (m^3/h)		1.11	1.51	1.71	2.05
	Hydraulic resistance (kPa)		8	24	24	36
Electrical Heater (kW)			5	5	5	5
Standard external static pressure (Pa)			70	70	70	70
Fan	Type		Forward curved double inlet centrifugal			
	Quantity		1	1	1	1
	Noise dB(A)		62	61	61	60
Motor	Type		4 speed, low noise capacitance motor			
	Quantity		1	1	1	1
	Power source		220V~240V, 50Hz			
	Power input (W)		350	350	350	350
Coil	Type		copper tube bounded with grilled aluminum fin			
	Working pressure		1.6MPa			
Connection pipe	Water inlet		RC3/4” internal thread			
	Water outlet		RC3/4” internal thread			
	Drainage		ZG3/4” external thread			
Net Dimension (W×H×D)	TMFCDH-XXX		946×400×816	946×400×816	946×400×816	946×400×816
	TMFCDH-XXXE		946×400×876	946×400×876	946×400×876	946×400×876
Packing dimension (W×H×D)	TMFCDH-XXX		1015×480×857	1015×480×857	1015×480×857	1015×480×857
	TMFCDH-XXXE		1015×480×925	1015×480×925	1015×480×925	1015×480×925
Net weight (kg)	TMFCDH-XXX		50	52	52	54
	TMFCDH-XXXE		53	55	55	57
Gross weight (kg)	TMFCDH-XXX		55	57	57	59
	TMFCDH-XXXE		58	60	60	62

Remark:

1. All performance data above is based upon 70Pa external static pressure.
2. Cooling capacity test condition: air inlet Temp. : 27DB℃/19WB℃, water inlet Temp. 7℃, water Temp. difference 5℃.
3. Heating capacity test condition: air inlet Temp. : 21DB℃, water inlet Temp. 60℃, the volume of air and water is same as cooling.
4. Noise level is tested in semi-anechoic room.
5. Electrical heater is only available in TMFCDH-XXXE product.

Model			TMFCDH-1600 TMFCDH-1600E	TMFCDH-1800 TMFCDH-1800E	TMFCDH-2200 TMFCDH-2200E
Air Volume	High speed	m^3/h	2720	3060	3740
		CFM	1600	1800	2200
	Mid speed	m^3/h	2450	2754	3360
		CFM	1441	1620	1980
	Low speed	m^3/h	2170	2448	2990
		CFM	1226	1440	1760
Capacity	Cooling (kW)		14.1	15.8	19.9
	Heating (kW)		21.2	23.8	30
	Water flow (m^3/h)		2.42	2.72	3.43
	Hydraulic resistance (kPa)		52	90	130
Electrical Heater (kW)			10	10	10
Standard external static pressure (Pa)			100	100	100
Fan	Type		Forward curved double inlet centrifugal		
	Quantity		2	2	2
	Noise dB(A) Hi-Speed		62	63	66
Motor	Type		4 speed, low noise capacitance motor		
	Quantity		1	1	1
	Power source		220V~240V, 50Hz		
	Power input (W)		550	800	950
Coil	Type		copper tube bounded with grilled aluminum fin		
	Working pressure		1.6MPa		
Connection pipe	Water inlet		RC3/4” internal thread		
	Water outlet		RC3/4” internal thread		
	Drainage		ZG3/4” external thread		
Net Dimension (W×H×D)	TMFCDH-XXX		1290×400×809	1290×400×809	1290×400×809
	TMFCDH-XXXE		1290×400×874	1290×400×874	1290×400×874
Packing dimension (W×H×D)	TMFCDH-XXX		1368×460×877	1368×460×877	1368×460×877
	TMFCDH-XXXE		1368×460×950	1368×460×950	1368×460×950
Net weight (kg)	TMFCDH-XXX		76	76	76
	TMFCDH-XXXE		82	82	82
Gross weight (kg)	TMFCDH-XXX		83	83	83
	TMFCDH-XXXE		89	89	89

Remark:

1. All performance data above is based upon 100Pa external static pressure.
2. Cooling capacity test condition: air inlet Temp. : 27DB℃/19WB℃, water inlet Temp. 7℃, water Temp. difference 5℃.
3. Heating capacity test condition: air inlet Temp. : 21DB℃, water inlet Temp. 60℃, the volume of air and water is same as cooling.
4. Noise level is tested in semi-anechoic room.
5. Electrical heater is only available in TMFCDH-XXXE product.

4. Dimension

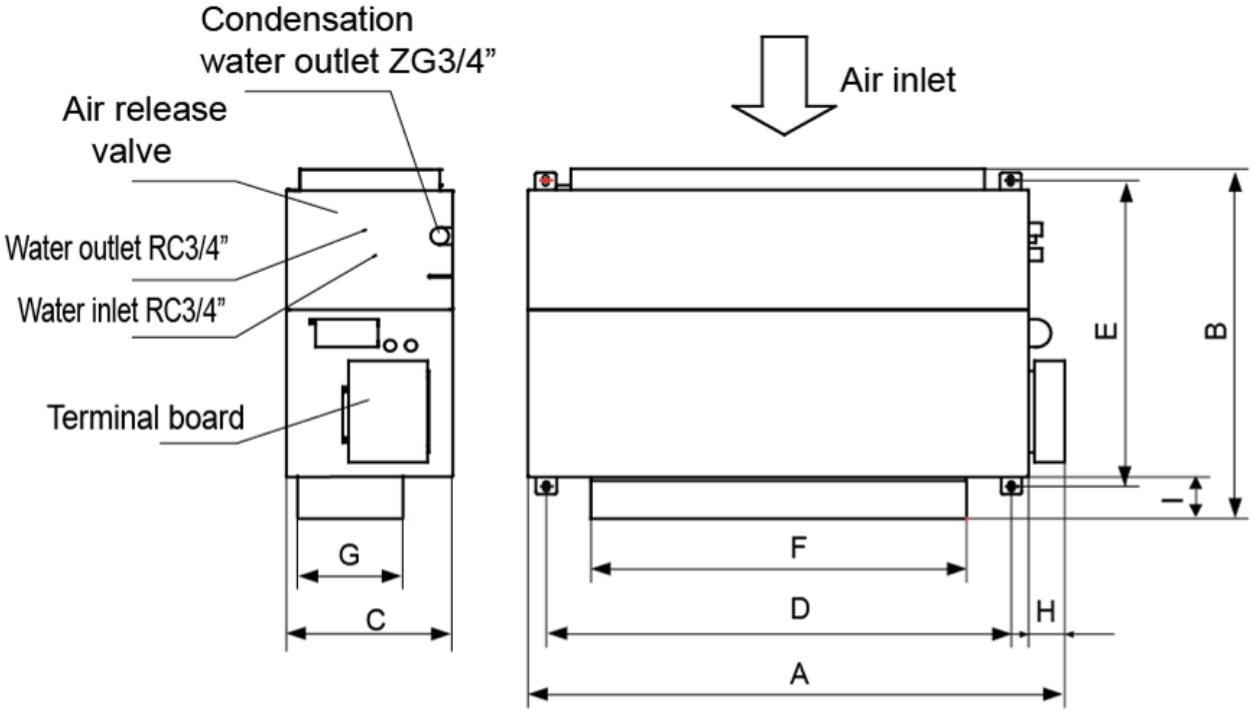

Model / Size	TMFCDH-800 TMFCDH-1000 TMFCDH-1200 TMFCDH-1400	TMFCDH-800E TMFCDH-1000E TMFCDH-1200E TMFCDH-1400E	TMFCDH-1600 TMFCDH-1800G70 TMFCDH-2200G70	TMFCDH-1600E TMFCDH-1800EG70 TMFCDH-2200EG70
A	946	946	1290	1290
B	816	876	809	874
C	400	400	400	400
D	778	778	1118	1118
E	767	767	765	765
F	306	306	900	900
G	219	219	249	249
H	88	88	88	88
I	37	97	39	104

5. Wiring Diagrams

For all models without auxiliary electrical heater:

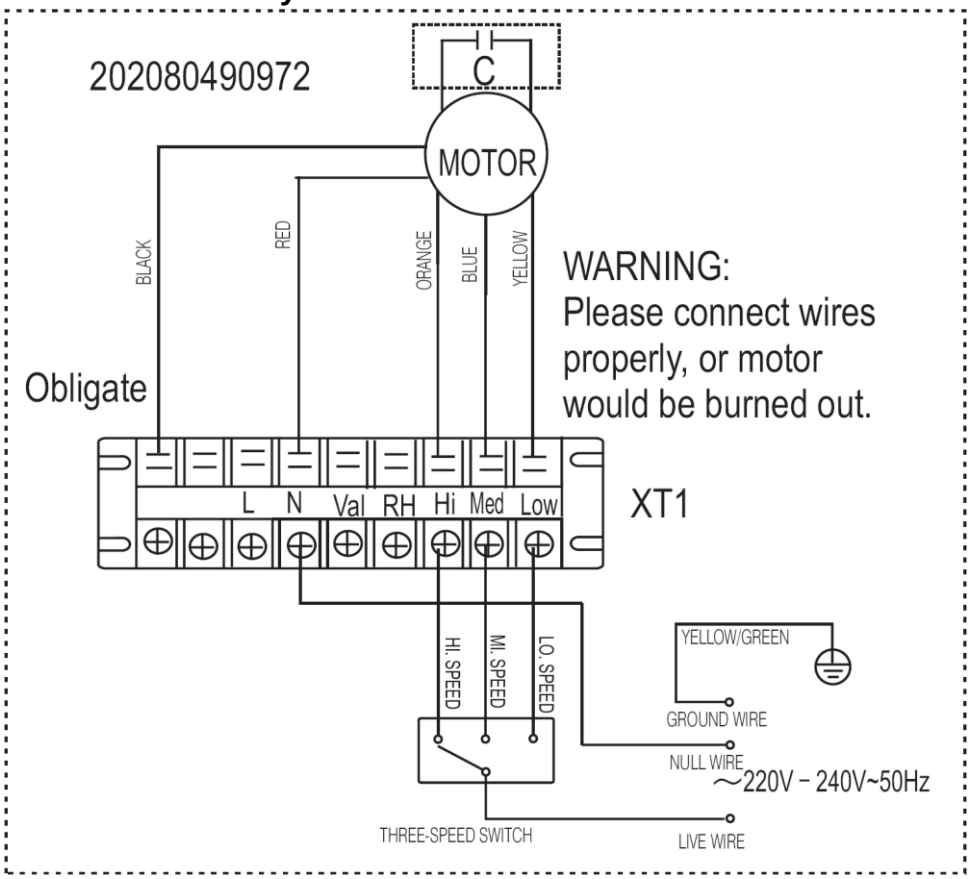

For all models with auxiliary electrical heater:

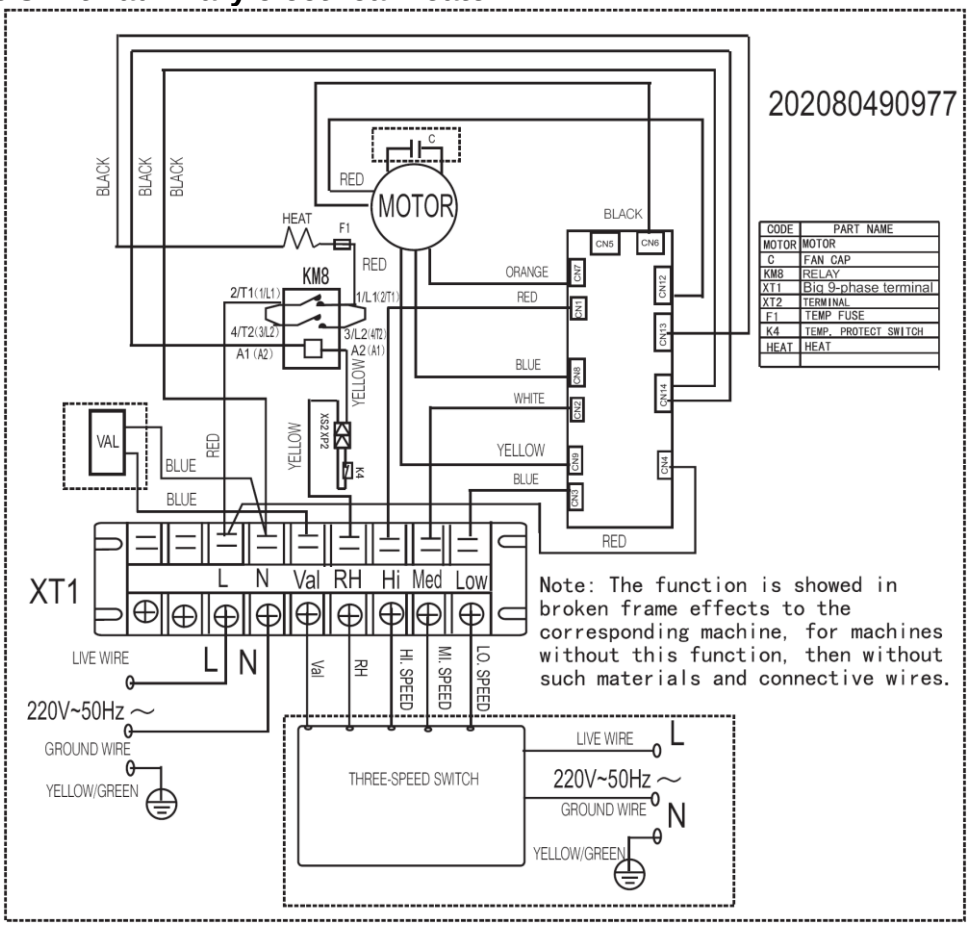

6. Static Pressure Graph

TMFCDH-800(E)

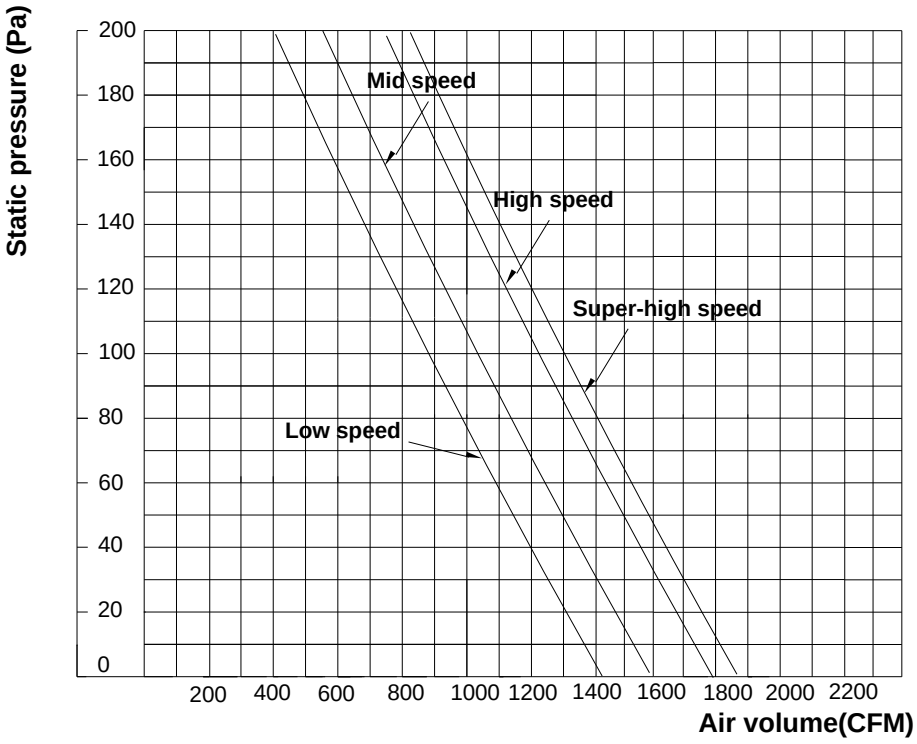

TMFCDH-1000(E)

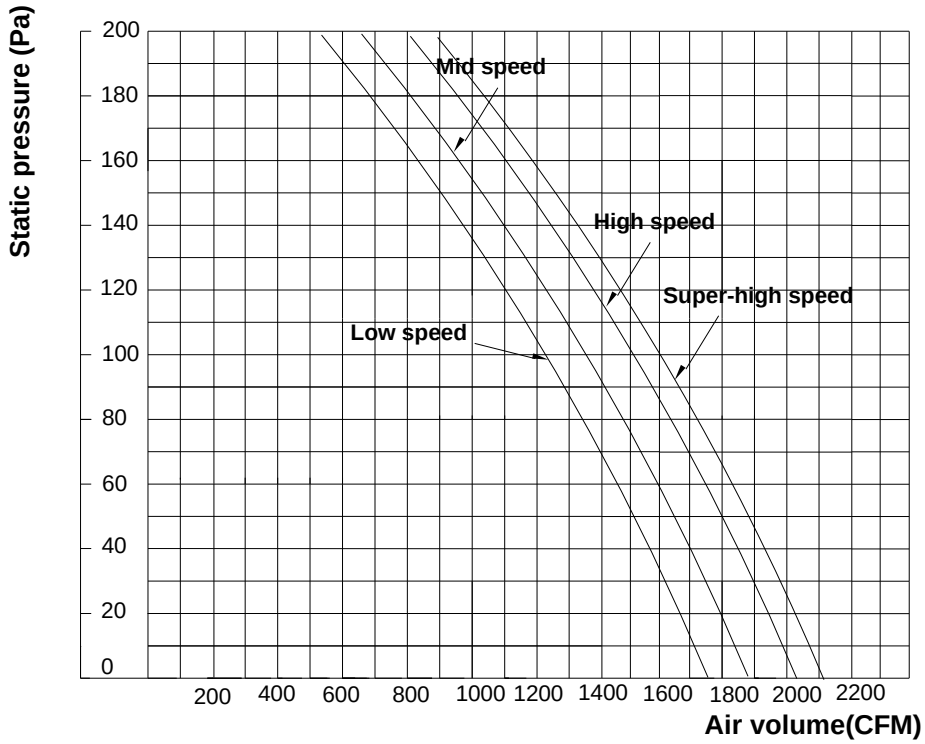

TMFCDH-1200(E)

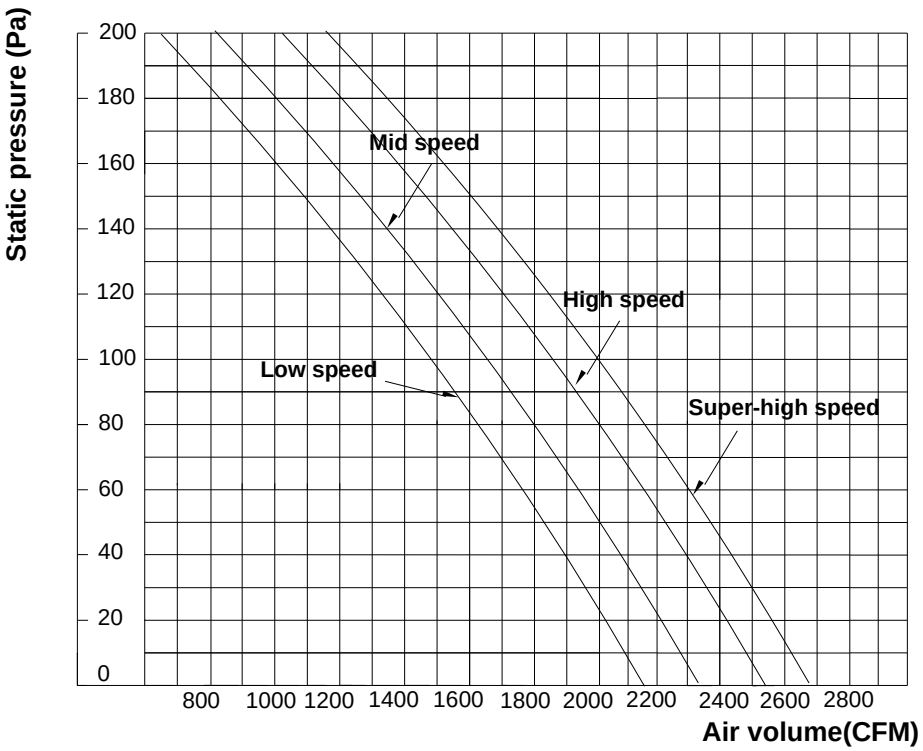

TMFCDH-1400(E)

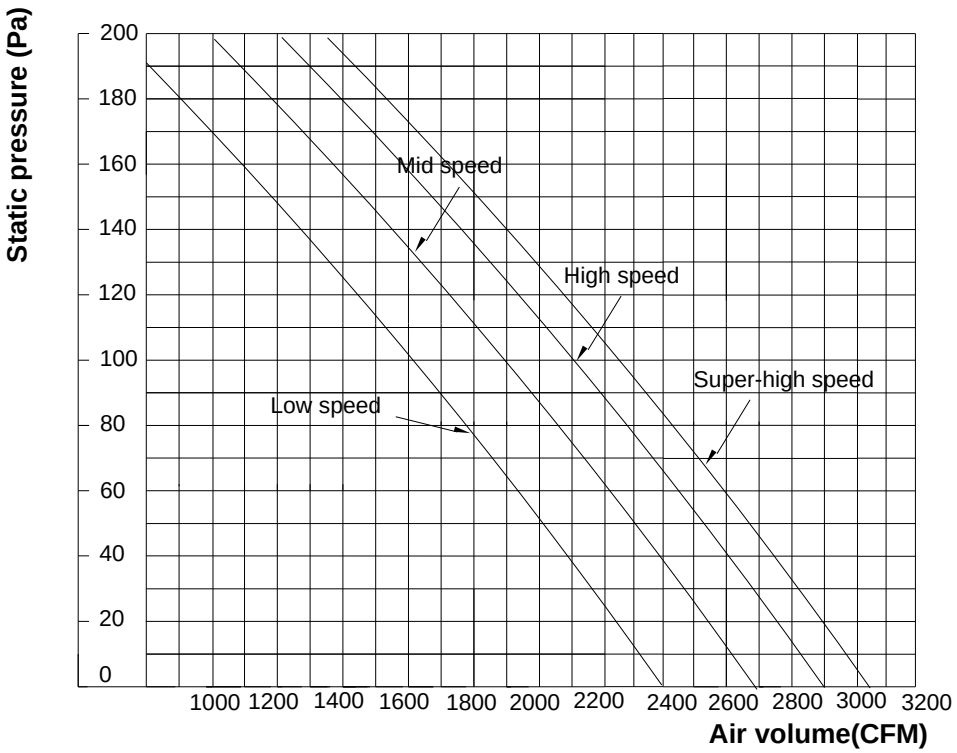

TMFCDH-1600(E)

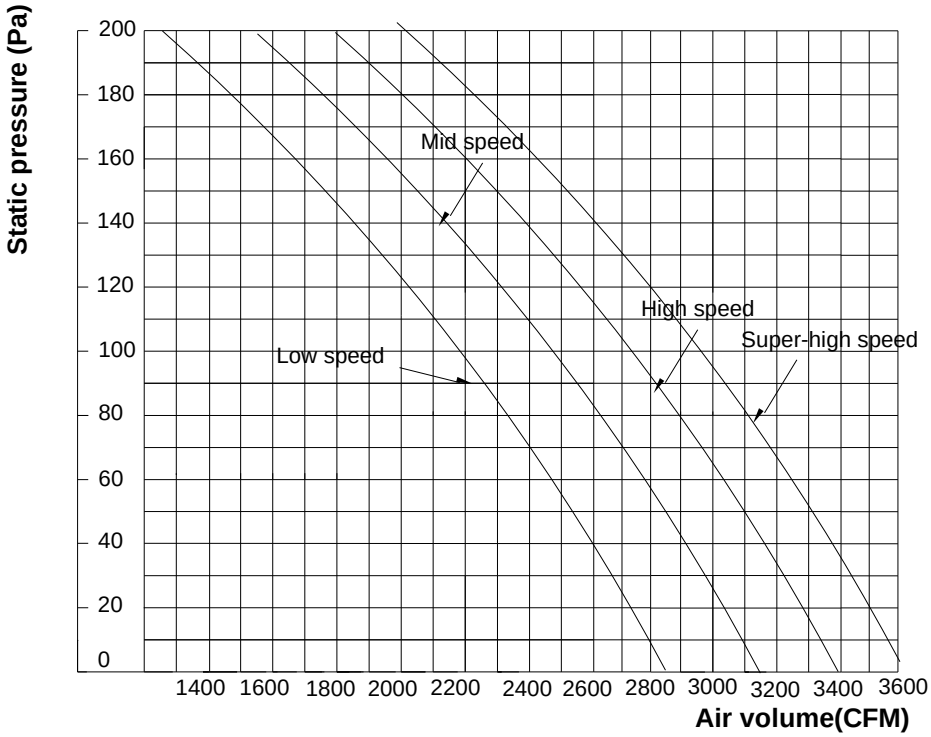

TMFCDH-1800(E)

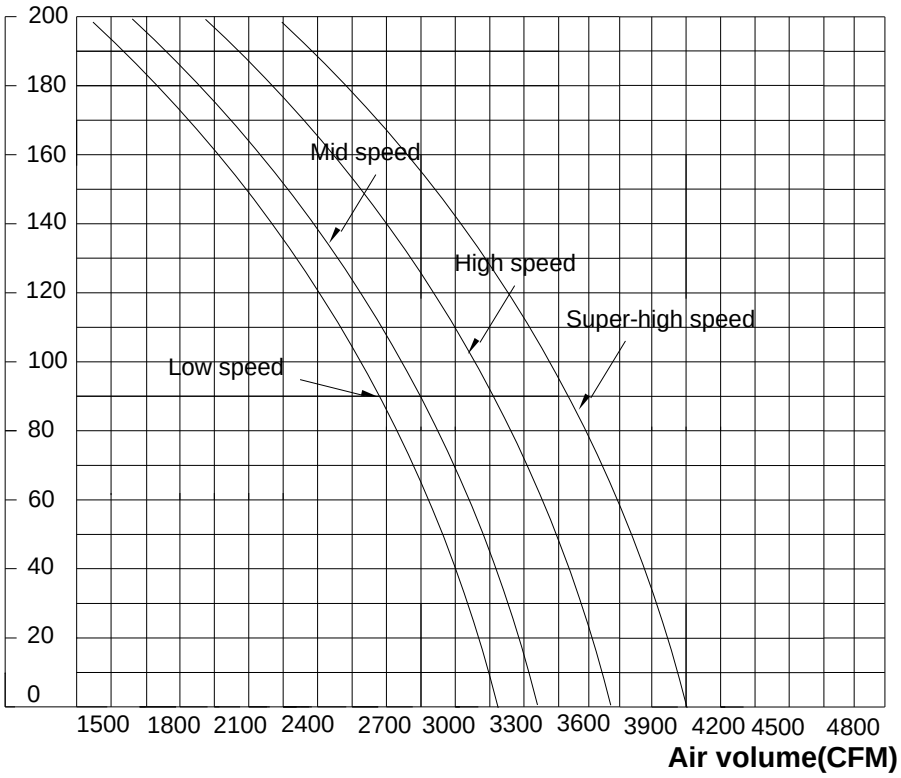

TMFCDH-2200(E)

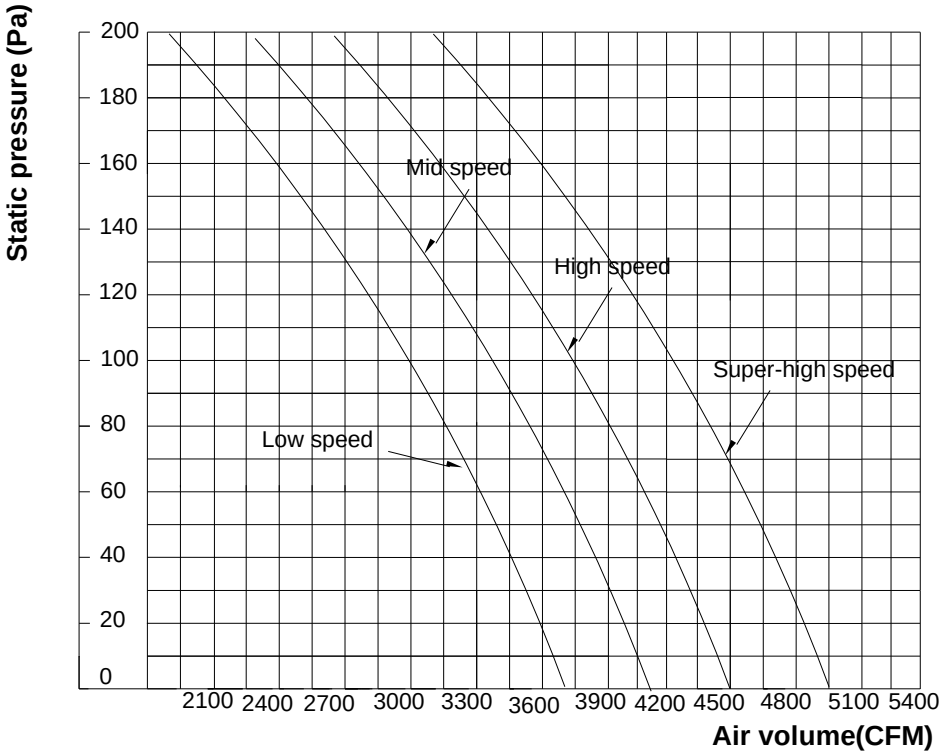

7. Capacity Tables

7.1 Cooling Capacity

Model	Speed	Air On FCU		Water		Delta Water Temp.	ESP	Speed of Fan	Air Flow	Air Off FCU		Capacity		Water Flow	Water Pressure Drop	Weight	Input	
		DB	WB	EWT	LWT					DB	WB	Total	Sens.			CB	PWR	Fan Motors
		℃	℃	℃	℃	℃	Pa	rpm	m^3/h	℃	℃	kW	kW	m^3/h	kPa	kg	W	nos.
TMFCDH-800 TMFCDH-800E	High	26.7	19.4	7	12	5	0	1290	1797	14.4	13.7	8.2	8.09	1.41	10.15	50	350	1
							30	1290	1597	14.6	13.9	7.62	7.37	1.31	9.43	50	350	1
							70	1290	1360	14.8	14	6.95	6.56	1.2	8.64	50	350	1
				5.5	14.5	9	0	1290	1797	17.3	16.2	4.92	4.85	0.47	3.38	50	350	1
							30	1290	1597	17.6	16.6	4.57	4.42	0.44	3.17	50	350	1
							70	1290	1360	17.8	16.9	4.17	3.94	0.40	2.88	50	350	1
		27	19	7	12	5	0	1290	1797	14.3	13.1	8.57	8.41	1.47	10.58	50	350	1
							30	1290	1597	14.6	13.6	7.84	7.69	1.35	9.72	50	350	1
							70	1290	1360	14.8	13.9	6.5	6.36	1.11	8.00	50	350	1
				5.5	14.5	9	0	1290	1797	16.7	16	5.14	5.05	0.49	3.53	50	350	1
							30	1290	1597	16.9	16.3	4.70	4.61	0.45	3.24	50	350	1
							70	1290	1360	17.1	16.2	3.90	3.82	0.37	2.66	50	350	1
		29	21	7	12	5	0	1290	1797	14.4	13.3	10.99	9.34	1.89	13.61	50	350	1
							30	1290	1597	14.7	13.8	10.18	8.51	1.75	12.60	50	350	1
							70	1290	1360	15	14	9.23	7.57	1.59	11.45	50	350	1
				5.5	14.5	9	0	1290	1797	18	16.8	6.59	5.60	0.63	4.54	50	350	1
							30	1290	1597	18.2	17.1	6.11	5.11	0.58	4.18	50	350	1
							70	1290	1360	18.4	17.4	5.54	4.54	0.53	3.82	50	350	1
	Mid	26.7	19.4	7	12	5	0	1235	1577	14.2	13.2	7.56	7.3	1.3	9.36	50	330	1
							30	1235	1406	14.4	13.5	7.04	6.67	1.21	8.71	50	330	1
							70	1235	1217	14.6	13.8	6.43	5.95	1.1	7.92	50	330	1
				5.5	14.5	9	0	1235	1577	16.5	15.4	4.54	4.38	0.43	3.10	50	330	1
							30	1235	1406	16.8	15.9	4.22	4.00	0.40	2.88	50	330	1
							70	1235	1217	17	16.2	3.86	3.57	0.37	2.66	50	330	1
		27	19	7	12	5	0	1235	1577	13.8	12.7	7.76	7.62	1.33	9.58	50	330	1
							30	1235	1406	14	13.1	7.12	6.98	1.22	8.78	50	330	1
							70	1235	1217	14.3	13.6	6.37	6.25	1.09	7.85	50	330	1
				5.5	14.5	9	0	1235	1577	16.5	15.4	4.66	4.57	0.45	3.24	50	330	1
							30	1235	1406	16.7	15.8	4.27	4.19	0.41	2.95	50	330	1
							70	1235	1217	16.9	16	3.82	3.75	0.37	2.66	50	330	1
		29	21	7	12	5	0	1235	1577	14.2	13	10.10	8.43	1.73	12.46	50	330	1
							30	1235	1406	14.4	13.4	9.36	7.70	1.61	11.59	50	330	1
							70	1235	1217	14.7	13.9	8.51	6.87	1.46	10.51	50	330	1
				5.5	14.5	9	0	1235	1577	17.2	15.7	6.06	5.06	0.58	4.18	50	330	1
							30	1235	1406	17.5	16.2	5.62	4.62	0.54	3.89	50	330	1
							70	1235	1217	18	17.1	5.11	4.12	0.49	3.53	50	330	1
	Low	26.7	19.4	7	12	5	0	1170	1408	13.3	12.2	7.05	6.67	1.21	8.71	50	310	1
							30	1170	1260	13.6	12.7	6.57	6.11	1.13	8.14	50	310	1
							70	1170	1089	13.9	13	5.99	5.45	1.03	7.42	50	310	1
				5.5	14.5	9	0	1170	1408	16.7	15.5	4.23	4.00	0.40	2.88	50	310	1
							30	1170	1260	17	16	3.94	3.67	0.37	2.66	50	310	1
							70	1170	1089	17.3	16.5	3.59	3.27	0.34	2.45	50	310	1
		27	19	7	12	5	0	1170	1408	13.8	12.9	7.12	6.99	1.22	8.78	50	310	1
							30	1170	1260	14.1	13.4	6.54	6.42	1.12	8.06	50	310	1
							70	1170	1089	14.3	13.7	6.12	5.58	1.05	7.56	50	310	1
				5.5	14.5	9	0	1170	1408	16.5	15.4	4.27	4.19	0.41	2.95	50	310	1
							30	1170	1260	16.7	15.7	3.92	3.85	0.38	2.74	50	310	1
							70	1170	1089	16.9	16	3.67	3.35	0.35	2.52	50	310	1
		29	21	7	12	5	0	1170	1408	13.1	12	9.37	7.71	1.61	11.59	50	310	1
							30	1170	1260	13.5	12.6	8.71	7.06	1.5	10.80	50	310	1
							70	1170	1089	13.8	13	7.89	6.28	1.36	9.79	50	310	1
				5.5	14.5	9	0	1170	1408	17	15.9	5.62	4.63	0.54	3.89	50	310	1
							30	1170	1260	17.3	16.3	5.23	4.24	0.50	3.60	50	310	1
							70	1170	1089	17.6	16.7	4.73	3.77	0.45	3.24	50	310	1
TMFCDH-1000 TMFCDH-1000E	High	26.7	19.4	7	12	5	0	1290	2109	14.4	13.7	10.66	8.4	1.83	29.10	52	350	1
							30	1290	1923	14.6	13.9	10.03	7.82	1.72	27.35	52	350	1
							70	1290	1700	14.8	14	9.26	7.13	1.59	25.28	52	350	1

				5.5	14.5	9	0	1290	2109	17.3	16.2	6.40	5.04	0.61	9.70	52	350	1
							30	1290	1923	17.6	16.6	6.02	4.69	0.57	9.06	52	350	1
							70	1290	1700	17.8	16.9	5.56	4.28	0.53	8.43	52	350	1
		27	19	7	12	5	0	1290	2109	14.3	13.1	10.14	8.72	1.74	27.67	52	350	1
							30	1290	1923	14.6	13.6	9.56	8.12	1.64	26.08	52	350	1
							70	1290	1700	14.8	13.9	8.8	7.39	1.51	24.00	52	350	1
				5.5	14.5	9	0	1290	2109	16.7	16	6.08	5.23	0.58	9.22	52	350	1
							30	1290	1923	16.9	16.3	5.74	4.87	0.55	8.75	52	350	1
							70	1290	1700	17.1	16.2	5.28	4.43	0.50	7.95	52	350	1
		29	21	7	12	5	0	1290	2109	14.4	13.3	13.43	9.59	2.31	36.73	52	350	1
							30	1290	1923	14.7	13.8	12.62	8.94	2.17	34.50	52	350	1
							70	1290	1700	15	14	11.62	8.14	2	31.80	52	350	1
				5.5	14.5	9	0	1290	2109	18	16.8	8.06	5.75	0.77	12.24	52	350	1
							30	1290	1923	18.2	17.1	7.57	5.36	0.72	11.45	52	350	1
							70	1290	1700	18.4	17.4	6.97	4.88	0.67	10.65	52	350	1
	Mid	26.7	19.4	7	12	5	0	1235	1878	14.2	13.2	9.88	7.68	1.7	27.03	52	330	1
							30	1235	1695	14.4	13.5	9.23	7.1	1.59	25.28	52	330	1
							70	1235	1524	14.6	13.8	8.6	6.54	1.48	23.53	52	330	1
				5.5	14.5	9	0	1235	1878	16.5	15.4	5.93	4.61	0.57	9.06	52	330	1
							30	1235	1695	16.8	15.9	5.54	4.26	0.53	8.43	52	330	1
							70	1235	1524	17	16.2	5.16	3.92	0.50	7.95	52	330	1
		27	19	7	12	5	0	1235	1878	13.8	12.7	9.41	7.97	1.62	25.76	52	330	1
							30	1235	1695	14	13.1	8.8	7.37	1.51	24.01	52	330	1
							70	1235	1524	14.3	13.6	8.19	6.78	1.41	22.42	52	330	1
				5.5	14.5	9	0	1235	1878	16.5	15.4	5.65	4.78	0.54	8.59	52	330	1
							30	1235	1695	16.7	15.8	5.28	4.42	0.50	7.95	52	330	1
							70	1235	1524	16.9	16	4.91	4.07	0.47	7.47	52	330	1
		29	21	7	12	5	0	1235	1878	14.2	13	12.42	8.78	2.13	33.87	52	330	1
							30	1235	1695	14.4	13.4	11.58	8.11	1.99	31.64	52	330	1
							70	1235	1524	14.7	13.9	10.76	7.47	1.85	29.42	52	330	1
				5.5	14.5	9	0	1235	1878	17.2	15.7	7.45	5.27	0.71	11.29	52	330	1
							30	1235	1695	17.5	16.2	6.95	4.87	0.66	10.49	52	330	1
							70	1235	1524	18	17.1	6.46	4.48	0.62	9.86	52	330	1
	Low	26.7	19.4	7	12	5	0	1170	1741	13.3	12.2	9.4	7.25	1.62	25.76	52	310	1
							30	1170	1581	13.6	12.7	8.81	6.73	1.51	24.01	52	310	1
							70	1170	1355	13.9	13	7.57	6.18	1.3	20.67	52	310	1
				5.5	14.5	9	0	1170	1741	16.7	15.5	5.64	4.35	0.54	8.59	52	310	1
							30	1170	1581	17	16	5.29	4.04	0.51	8.11	52	310	1
							70	1170	1355	17.3	16.5	4.54	3.71	0.43	6.84	52	310	1
		27	19	7	12	5	0	1170	1741	13.8	12.9	8.95	7.52	1.54	24.49	52	310	1
							30	1170	1581	14.1	13.4	8.4	6.98	1.44	22.90	52	310	1
							70	1170	1355	14.3	13.7	7.57	6.18	1.3	20.67	52	310	1
				5.5	14.5	9	0	1170	1741	16.5	15.4	5.37	4.51	0.51	8.11	52	310	1
							30	1170	1581	16.7	15.7	5.04	4.19	0.48	7.63	52	310	1
							70	1170	1355	16.9	16	4.54	3.71	0.43	6.84	52	310	1
		29	21	7	12	5	0	1170	1741	13.1	12	11.8	8.28	2.03	32.28	52	310	1
							30	1170	1581	13.5	12.6	11.04	7.68	1.9	30.21	52	310	1
							70	1170	1355	13.8	13	9.92	6.81	1.7	27.03	52	310	1
				5.5	14.5	9	0	1170	1741	17	15.9	7.08	4.97	0.68	10.81	52	310	1
							30	1170	1581	17.3	16.3	6.62	4.61	0.64	10.18	52	310	1
							70	1170	1355	17.6	16.7	5.95	4.09	0.57	9.06	52	310	1

Model	Speed	Air On FCU		Water		Delta Water Temp.	ESP	Speed of Fan	Air Flow	Air Off FCU		Capacity		Water Flow	Water Pressure Drop	Weight	Input	
		DB	WB	EWT	LWT					DB	WB	Total	Sens.			CB	PWR	Fan Motors
		℃	℃	℃	℃	℃	Pa	rpm	m^3/h	℃	℃	kW	kW	m^3/h	kPa	kg	W	nos.
TMFCDH-1200 TMFCDH-1200E	High	26.7	19.4	7	12	5	0	1290	2602	14.4	13.7	12.29	9.91	2.11	29.60	52	350	1
							30	1290	2302	14.6	13.9	11.36	9.04	1.95	27.36	52	350	1
							70	1290	2040	14.8	14	10.45	8.2	1.8	25.25	52	350	1
				5.5	14.5	9	0	1290	2602	17.3	16.2	7.37	5.95	0.70	9.82	52	350	1
							30	1290	2302	17.6	16.6	6.82	5.42	0.65	9.12	52	350	1
							70	1290	2040	17.8	16.9	6.27	4.92	0.60	8.42	52	350	1
		27	19	7	12	5	0	1290	2602	14.3	13.1	11.7	10.31	2.01	28.20	52	350	1
							30	1290	2302	14.6	13.6	10.82	9.4	1.86	26.10	52	350	1
							70	1290	2040	14.8	13.9	10	8.51	1.71	24.00	52	350	1
				5.5	14.5	9	0	1290	2602	16.7	16	7.02	6.19	0.67	9.40	52	350	1
							30	1290	2302	16.9	16.3	6.49	5.64	0.62	8.70	52	350	1
							70	1290	2040	17.1	16.2	6.00	5.11	0.57	8.00	52	350	1
		29	21	7	12	5	0	1290	2602	14.4	13.3	15.56	11.33	2.67	37.46	52	350	1
							30	1290	2302	14.7	13.8	14.65	10.34	2.47	34.65	52	350	1
							70	1290	2040	15	14	13.17	9.37	2.26	31.71	52	350	1
				5.5	14.5	9	0	1290	2602	18	16.8	9.34	6.80	0.89	12.49	52	350	1
							30	1290	2302	18.2	17.1	8.79	6.20	0.84	11.79	52	350	1
							70	1290	2040	18.4	17.4	7.90	5.62	0.75	10.52	52	350	1
	Mid	26.7	19.4	7	12	5	0	1235	2401	14.2	13.2	11.68	9.34	2.01	28.20	52	330	1
							30	1235	2122	14.4	13.5	10.79	8.51	1.85	25.96	52	330	1
							70	1235	1865	14.6	13.8	9.92	7.71	1.7	23.85	52	330	1
				5.5	14.5	9	0	1235	2401	16.5	15.4	7.01	5.60	0.67	9.40	52	330	1
							30	1235	2122	16.8	15.9	6.47	5.11	0.62	8.70	52	330	1
							70	1235	1865	17	16.2	5.95	4.63	0.59	8.28	52	330	1
		27	19	7	12	5	0	1235	2401	13.8	12.7	11.12	9.7	1.91	26.80	52	330	1
							30	1235	2122	14	13.1	10.27	8.83	1.77	24.83	52	330	1
							70	1235	1865	14.3	13.6	9.44	8	1.62	22.73	52	330	1
				5.5	14.5	9	0	1235	2401	16.5	15.4	6.67	5.82	0.64	8.98	52	330	1
							30	1235	2122	16.7	15.8	6.16	5.30	0.59	8.28	52	330	1
							70	1235	1865	16.9	16	5.66	4.80	0.54	7.58	52	330	1
		29	21	7	12	5	0	1235	2401	14.2	13	14.76	10.67	2.54	35.64	52	330	1
							30	1235	2122	14.4	13.4	13.6	9.72	2.34	32.83	52	330	1
							70	1235	1865	14.7	13.9	12.47	8.8	2.14	30.02	52	330	1
				5.5	14.5	9	0	1235	2401	17.2	15.7	8.86	6.40	0.85	11.93	52	330	1
							30	1235	2122	17.5	16.2	8.16	5.83	0.78	10.94	52	330	1
							70	1235	1865	18	17.1	7.48	5.28	0.71	9.96	52	330	1
	Low	26.7	19.4	7	12	5	0	1170	2087	13.3	12.2	10.67	8.4	1.83	25.67	52	310	1
							30	1170	1865	13.6	12.7	9.92	7.71	1.7	23.85	52	310	1
							70	1170	1598	13.9	13	8.95	6.84	1.54	21.61	52	310	1
				5.5	14.5	9	0	1170	2087	16.7	15.5	6.40	5.04	0.61	8.56	52	310	1
							30	1170	1865	17	16	5.95	4.63	0.57	8.00	52	310	1
							70	1170	1598	17.3	16.5	5.37	4.10	0.51	7.16	52	310	1
		27	19	7	12	5	0	1170	2087	13.8	12.9	10.16	8.72	1.75	24.55	52	310	1
							30	1170	1865	14.1	13.4	9.44	8	1.62	22.73	52	310	1
							70	1170	1598	14.3	13.7	8.53	7.09	1.47	20.62	52	310	1
				5.5	14.5	9	0	1170	2087	16.5	15.4	6.10	5.23	0.58	8.14	52	310	1
							30	1170	1865	16.7	15.7	5.66	4.80	0.54	7.58	52	310	1
							70	1170	1598	16.9	16	5.12	4.25	0.49	6.87	52	310	1
		29	21	7	12	5	0	1170	2087	13.1	12	13.45	9.59	2.31	32.41	52	310	1
							30	1170	1865	13.5	12.6	12.47	8.8	2.14	30.02	52	310	1
							70	1170	1598	13.8	13	11.22	7.81	1.93	27.08	52	310	1
				5.5	14.5	9	0	1170	2087	17	15.9	8.07	5.75	0.77	10.80	52	310	1
							30	1170	1865	17.3	16.3	7.48	5.28	0.71	9.96	52	310	1
							70	1170	1598	17.6	16.7	6.73	4.69	0.64	8.98	52	310	1
TMFCDH-1400 TMFCDH-1400E	High	26.7	19.4	7	12	5	0	1290	2993	14.4	13.7	14.62	10.69	2.51	44.08	54	350	1
							30	1290	2729	14.6	13.9	13.74	9.96	2.36	41.44	54	350	1
							70	1290	2380	14.8	14	12.44	8.89	2.14	37.58	54	350	1
				5.5	14.5	9	0	1290	2993	17.3	16.2	8.77	6.41	0.84	14.75	54	350	1

							30	1290	2729	17.6	16.6	8.24	5.98	0.79	13.87	54	350	1
							70	1290	2380	17.8	16.9	7.46	5.33	0.71	12.47	54	350	1
		27	19	7	12	5	0	1290	2993	14.3	13.1	14.01	11.07	2.41	42.32	54	350	1
							30	1290	2729	14.6	13.6	13.17	10.31	2.26	39.69	54	350	1
							70	1290	2380	14.8	13.9	12	9.19	2.05	36.00	54	350	1
				5.5	14.5	9	0	1290	2993	16.7	16	8.41	6.64	0.80	14.05	54	350	1
							30	1290	2729	16.9	16.3	7.90	6.19	0.75	13.17	54	350	1
							70	1290	2380	17.1	16.2	7.20	5.51	0.68	11.94	54	350	1
		29	21	7	12	5	0	1290	2993	14.4	13.3	17.96	12.11	3.09	54.26	54	350	1
							30	1290	2729	14.7	13.8	16.86	11.28	2.9	50.92	54	350	1
							70	1290	2380	15	14	15.22	10.07	2.62	46.01	54	350	1
				5.5	14.5	9	0	1290	2993	18	16.8	10.78	7.27	1.03	18.09	54	350	1
							30	1290	2729	18.2	17.1	10.12	6.77	0.97	17.03	54	350	1
							70	1290	2380	18.4	17.4	9.13	6.04	0.87	15.28	54	350	1
	Mid	26.7	19.4	7	12	5	0	1235	2590	14.2	13.2	13.26	9.56	2.28	40.04	54	330	1
							30	1235	2523	14.4	13.5	13.03	9.37	2.24	39.33	54	330	1
							70	1235	2230	14.6	13.8	11.96	8.51	2.06	36.17	54	330	1
				5.5	14.5	9	0	1235	2590	16.5	15.4	7.96	5.74	0.76	13.35	54	330	1
							30	1235	2523	16.8	15.9	7.82	5.62	0.75	13.17	54	330	1
							70	1235	2230	17	16.2	7.18	5.11	0.69	12.12	54	330	1
		27	19	7	12	5	0	1235	2590	13.8	12.7	12.71	9.89	2.18	38.28	54	330	1
							30	1235	2523	14	13.1	12.49	9.69	2.15	37.75	54	330	1
							70	1235	2230	14.3	13.6	11.47	8.79	1.97	34.59	54	330	1
				5.5	14.5	9	0	1235	2590	16.5	15.4	7.63	5.93	0.73	12.82	54	330	1
							30	1235	2523	16.7	15.8	7.49	5.81	0.72	12.64	54	330	1
							70	1235	2230	16.9	16	6.88	5.27	0.66	11.59	54	330	1
		29	21	7	12	5	0	1235	2590	14.2	13	16.25	10.83	2.79	48.99	54	330	1
							30	1235	2523	14.4	13.4	15.96	10.62	2.74	48.11	54	330	1
							70	1235	2230	14.7	13.9	14.63	9.63	2.51	44.08	54	330	1
				5.5	14.5	9	0	1235	2590	17.2	15.7	9.75	6.50	0.93	16.33	54	330	1
							30	1235	2523	17.5	16.2	9.58	6.37	0.92	16.16	54	330	1
							70	1235	2230	18	17.1	8.78	5.78	0.84	14.75	54	330	1
	Low	26.7	19.4	7	12	5	0	1170	2412	13.3	12.2	12.63	9.05	2.17	38.11	54	310	1
							30	1170	2228	13.6	12.7	11.96	8.5	2.06	36.17	54	310	1
							70	1170	1897	13.9	13	10.68	7.48	1.83	32.13	54	310	1
				5.5	14.5	9	0	1170	2412	16.7	15.5	7.58	5.43	0.72	12.64	54	310	1
							30	1170	2228	17	16	7.18	5.10	0.69	12.12	54	310	1
							70	1170	1897	17.3	16.5	6.41	4.49	0.61	10.71	54	310	1
		27	19	7	12	5	0	1170	2412	13.8	12.9	12.11	9.36	2.08	36.52	54	310	1
							30	1170	2228	14.1	13.4	11.46	8.79	1.97	34.59	54	310	1
							70	1170	1897	14.3	13.7	10.24	7.72	1.76	30.91	54	310	1
				5.5	14.5	9	0	1170	2412	16.5	15.4	7.27	5.62	0.69	12.12	54	310	1
							30	1170	2228	16.7	15.7	6.88	5.27	0.65	11.41	54	310	1
							70	1170	1897	16.9	16	6.14	4.63	0.59	10.36	54	310	1
		29	21	7	12	5	0	1170	2412	13.1	12	15.46	10.25	2.66	46.71	54	310	1
							30	1170	2228	13.5	12.6	14.62	9.63	2.51	44.08	54	310	1
							70	1170	1897	13.8	13	13.02	8.47	2.24	39.33	54	310	1
				5.5	14.5	9	0	1170	2412	17	15.9	9.28	6.15	0.89	15.63	54	310	1
							30	1170	2228	17.3	16.3	8.77	5.78	0.84	14.75	54	310	1
							70	1170	1897	17.6	16.7	7.81	5.08	0.75	13.17	54	310	1

Model	Speed	Air On FCU		Water		Delta Water Temp.	ESP	Speed of Fan	Air Flow	Air Off FCU		Capacity		Water Flow	Water Pressure Drop	Weight	Input	
		DB	WB	EWT	LWT					DB	WB	Total	Sens.			CB	PWR	Fan Motors
		℃	℃	℃	℃	℃	Pa	rpm	m^3/h	℃	℃	kW	kW	m^3/h	kPa	kg	W	nos.
TMFCDH-1600 TMFCDH-1600E	High	26.7	19.4	7	12	5	0	750	3401	14.4	13.7	17.21	12.76	2.96	63.58	76	474	1
							50	750	3095	14.6	13.9	16.13	11.87	2.77	59.50	76	474	1
							100	750	2720	14.8	14	14.75	10.74	2.53	54.34	76	474	1
				5.5	14.5	9	0	750	3401	17.3	16.2	10.33	7.66	0.99	21.27	76	474	1
							50	750	3095	17.6	16.6	9.68	7.12	0.92	19.76	76	474	1
							100	750	2720	17.8	16.9	8.85	6.44	0.85	18.26	76	474	1
		27	19	7	12	5	0	750	3401	14.3	13.1	16.42	13.21	2.82	60.57	76	474	1
							50	750	3095	14.6	13.6	15.4	12.28	2.65	56.92	76	474	1
							100	750	2720	14.8	13.9	14.1	11.11	2.42	52.00	76	474	1
				5.5	14.5	9	0	750	3401	16.7	16	9.85	7.93	0.94	20.19	76	474	1
							50	750	3095	16.9	16.3	9.24	7.37	0.88	18.90	76	474	1
							100	750	2720	17.1	16.2	8.46	6.67	0.81	17.40	76	474	1
		29	21	7	12	5	0	750	3401	14.4	13.3	21.27	14.5	3.65	78.40	76	474	1
							50	750	3095	14.7	13.8	19.91	13.49	3.42	73.46	76	474	1
							100	750	2720	15	14	18.16	12.2	3.12	67.02	76	474	1
				5.5	14.5	9	0	750	3401	18	16.8	12.76	8.70	1.22	26.21	76	474	1
							50	750	3095	18.2	17.1	11.95	8.09	1.14	24.49	76	474	1
							100	750	2720	18.4	17.4	10.90	7.32	1.04	22.34	76	474	1
	Mid	26.7	19.4	7	12	5	0	705	3100	14.2	13.2	16.15	11.89	2.78	59.71	76	428	1
							50	705	2798	14.4	13.5	15.04	10.98	2.58	55.42	76	428	1
							100	705	2434	14.6	13.8	13.65	9.86	2.34	50.26	76	428	1
				5.5	14.5	9	0	705	3100	16.5	15.4	9.69	7.13	0.93	19.98	76	428	1
							50	705	2798	16.8	15.9	9.02	6.59	0.87	18.69	76	428	1
							100	705	2434	17	16.2	8.19	5.92	0.79	16.97	76	428	1
		27	19	7	12	5	0	705	3100	13.8	12.7	15.42	12.3	2.65	56.92	76	428	1
							50	705	2798	14	13.1	14.36	11.36	2.47	53.06	76	428	1
							100	705	2434	14.3	13.6	13.03	10.18	2.24	48.12	76	428	1
				5.5	14.5	9	0	705	3100	16.5	15.4	9.25	7.38	0.88	18.90	76	428	1
							50	705	2798	16.7	15.8	8.62	6.82	0.82	17.61	76	428	1
							100	705	2434	16.9	16	7.82	6.11	0.75	16.11	76	428	1
		29	21	7	12	5	0	705	3100	14.2	13	19.93	13.5	3.43	73.68	76	428	1
							50	705	2798	14.4	13.4	18.54	12.47	3.19	68.52	76	428	1
							100	705	2434	14.7	13.9	16.78	11.19	2.88	61.86	76	428	1
				5.5	14.5	9	0	705	3100	17.2	15.7	11.96	8.10	1.14	24.49	76	428	1
							50	705	2798	17.5	16.2	11.12	7.48	1.06	22.77	76	428	1
							100	705	2434	18	17.1	10.07	6.71	0.96	20.62	76	428	1
	Low	26.7	19.4	7	12	5	0	663	2803	13.3	12.2	15.06	11	2.59	55.63	76	389	1
							50	663	2477	13.6	12.7	13.82	9.99	2.37	50.91	76	389	1
							100	663	2134	13.9	13	12.43	8.89	2.14	45.97	76	389	1
				5.5	14.5	9	0	663	2803	16.7	15.5	9.04	6.60	0.86	18.47	76	389	1
							50	663	2477	17	16	8.29	5.99	0.79	16.97	76	389	1
							100	663	2134	17.3	16.5	7.46	5.33	0.71	15.25	76	389	1
		27	19	7	12	5	0	663	2803	13.8	12.9	14.38	11.37	2.47	53.06	76	389	1
							50	663	2477	14.1	13.4	13.19	10.32	2.27	48.76	76	389	1
							100	663	2134	14.3	13.7	11.87	9.17	2.05	44.03	76	389	1
				5.5	14.5	9	0	663	2803	16.5	15.4	8.63	6.82	0.82	17.61	76	389	1
							50	663	2477	16.7	15.7	7.91	6.19	0.76	16.32	76	389	1
							100	663	2134	16.9	16	7.12	5.50	0.68	14.61	76	389	1
		29	21	7	12	5	0	663	2803	13.1	12	18.56	12.49	3.19	68.52	76	389	1
							50	663	2477	13.5	12.6	16.99	11.34	2.92	62.72	76	389	1
							100	663	2134	13.8	13	15.25	10.08	2.62	56.28	76	389	1
				5.5	14.5	9	0	663	2803	17	15.9	11.14	7.49	1.06	22.77	76	389	1
							50	663	2477	17.3	16.3	10.19	6.80	0.97	20.84	76	389	1
							100	663	2134	17.6	16.7	9.15	6.05	0.87	18.69	76	389	1
TMFCDH-1800 TMFCDH-1800E	High	26.7	19.4	7	12	5	0	920	3705	14.4	13.7	18.88	14.1	3.24	107.18	76	740	1
							50	920	3468	14.6	13.9	18.05	13.14	3.1	102.55	76	740	1
							100	920	3060	14.8	14	16.44	12.08	2.83	93.62	76	740	1
				5.5	14.5	9	0	920	3705	17.3	16.2	11.33	8.46	1.08	35.73	76	740	1
							50	920	3468	17.6	16.6	10.83	7.88	1.03	34.07	76	740	1
							100	920	3060	17.8	16.9	9.86	7.25	0.94	31.10	76	740	1

		27	19	7	12	5	0	920	3705	14.3	13.1	18.02	14.6	3.1	102.55	76	740	1
							50	920	3468	14.6	13.6	17.23	13.88	2.96	97.92	76	740	1
							100	920	3060	14.8	13.9	15.8	12.49	2.72	90.00	76	740	1
				5.5	14.5	9	0	920	3705	16.7	16	10.81	8.76	1.03	34.07	76	740	1
							50	920	3468	16.9	16.3	10.34	8.33	0.99	32.75	76	740	1
							100	920	3060	17.1	16.2	9.48	7.49	0.91	30.10	76	740	1
		29	21	7	12	5	0	920	3705	14.4	13.3	23.36	16.02	4.01	132.65	76	740	1
							50	920	3468	14.7	13.8	22.32	15.23	3.83	126.70	76	740	1
							100	920	3060	15	14	20.28	13.72	3.48	115.12	76	740	1
				5.5	14.5	9	0	920	3705	18	16.8	14.02	9.61	1.34	44.33	76	740	1
							50	920	3468	18.2	17.1	13.39	9.14	1.28	42.34	76	740	1
							100	920	3060	18.4	17.4	12.17	8.23	1.16	38.37	76	740	1
	Mid	26.7	19.4	7	12	5	0	850	3332	14.2	13.2	17.56	13	3.02	99.90	76	660	1
							50	850	3117	14.4	13.5	16.78	12.36	2.88	95.27	76	660	1
							100	850	2726	14.6	13.8	15.29	11.14	2.63	87.00	76	660	1
				5.5	14.5	9	0	850	3332	16.5	15.4	14.05	10.40	1.34	44.33	76	660	1
							50	850	3117	16.8	15.9	13.42	9.89	1.28	42.34	76	660	1
							100	850	2726	17	16.2	12.23	8.91	1.17	38.70	76	660	1
		27	19	7	12	5	0	850	3332	13.8	12.7	16.76	13.46	2.88	95.27	76	660	1
							50	850	3117	14	13.1	16.02	12.78	2.75	90.97	76	660	1
							100	850	2726	14.3	13.6	14.6	11.52	2.51	83.03	76	660	1
				5.5	14.5	9	0	850	3332	16.5	15.4	10.06	8.08	0.96	31.76	76	660	1
							50	850	3117	16.7	15.8	9.61	7.67	0.92	30.43	76	660	1
							100	850	2726	16.9	16	8.76	6.91	0.84	27.79	76	660	1
		29	21	7	12	5	0	850	3332	14.2	13	21.7	14.78	3.73	123.39	76	660	1
							50	850	3117	14.4	13.4	20.71	14.04	3.56	117.76	76	660	1
							100	850	2726	14.7	13.9	18.84	12.65	3.24	107.18	76	660	1
				5.5	14.5	9	0	850	3332	17.2	15.7	13.02	8.87	1.24	41.02	76	660	1
							50	850	3117	17.5	16.2	12.43	8.42	1.19	39.37	76	660	1
							100	850	2726	18	17.1	11.30	7.59	1.08	35.73	76	660	1
	Low	26.7	19.4	7	12	5	0	790	3001	13.3	12.2	16.35	12	2.81	92.95	76	592	1
							50	790	2771	13.6	12.7	15.47	11.29	2.66	87.99	76	592	1
							100	790	2472	13.9	13	14.1	10.18	2.42	80.05	76	592	1
				5.5	14.5	9	0	790	3001	16.7	15.5	9.81	7.20	0.94	31.10	76	592	1
							50	790	2771	17	16	9.28	6.77	0.89	29.44	76	592	1
							100	790	2472	17.3	16.5	8.46	6.11	0.81	26.79	76	592	1
		27	19	7	12	5	0	790	3001	13.8	12.9	15.61	12.41	2.68	88.65	76	592	1
							50	790	2771	14.1	13.4	14.77	11.67	2.54	84.02	76	592	1
							100	790	2472	14.3	13.7	13.46	10.52	2.31	76.41	76	592	1
				5.5	14.5	9	0	790	3001	16.5	15.4	9.37	7.45	0.90	29.77	76	592	1
							50	790	2771	16.7	15.7	8.86	7.00	0.85	28.12	76	592	1
							100	790	2472	16.9	16	8.08	6.31	0.77	25.47	76	592	1
		29	21	7	12	5	0	790	3001	13.1	12	20.17	13.63	3.47	114.79	76	592	1
							50	790	2771	13.5	12.6	19.06	12.82	3.28	108.50	76	592	1
							100	790	2472	13.8	13	17.33	11.55	2.98	98.58	76	592	1
				5.5	14.5	9	0	790	3001	17	15.9	12.10	8.18	1.16	38.37	76	592	1
							50	790	2771	17.3	16.3	11.44	7.69	1.09	36.06	76	592	1
							100	790	2472	17.6	16.7	10.40	6.93	0.99	32.75	76	592	1
TMFCDH-2200 TMFCDH-2200E	High	26.7	19.4	7	12	5	0	980	4501	14.4	13.7	23.58	17.89	4.05	153.50	76	805	1
							50	980	4154	14.6	13.9	22.36	16.85	3.84	145.54	76	805	1
							100	980	3740	14.8	14	20.91	15.64	3.59	136.06	76	805	1
				5.5	14.5	9	0	980	4501	17.3	16.2	14.15	10.73	1.35	51.17	76	805	1
							50	980	4154	17.6	16.6	13.42	10.11	1.28	48.51	76	805	1
							100	980	3740	17.8	16.9	12.55	9.38	1.20	45.48	76	805	1
		27	19	7	12	5	0	980	4501	14.3	13.1	22.5	18.55	3.87	146.67	76	805	1
							50	980	4154	14.6	13.6	21.34	17.46	3.67	139.09	76	805	1
							100	980	3740	14.8	13.9	19.9	16.19	3.43	130.00	76	805	1
				5.5	14.5	9	0	980	4501	16.7	16	13.50	11.13	1.29	48.89	76	805	1
							50	980	4154	16.9	16.3	12.80	10.48	1.22	46.24	76	805	1
							100	980	3740	17.1	16.2	11.94	9.71	1.14	43.21	76	805	1
		29	21	7	12	5	0	980	4501	14.4	13.3	29.28	20.35	5.03	190.64	76	805	1
							50	980	4154	14.7	13.8	27.72	19.16	4.76	180.40	76	805	1
							100	980	3740	15	14	25.89	17.77	4.45	168.66	76	805	1
				5.5	14.5	9	0	980	4501	18	16.8	17.57	12.21	1.68	63.67	76	805	1

							50	980	4154	18.2	17.1	16.63	11.50	1.59	60.26	76	805	1
							100	980	3740	18.4	17.4	15.53	10.66	1.48	56.09	76	805	1
	Mid	26.7	19.4	7	12	5	0	888	4051	14.2	13.2	21.99	16.54	3.78	143.26	76	705	1
							50	888	3738	14.4	13.5	20.83	15.57	3.58	135.68	76	705	1
							100	888	3382	14.6	13.8	19.47	14.43	3.34	126.59	76	705	1
				5.5	14.5	9	0	888	4051	16.5	15.4	13.19	9.92	1.26	47.75	76	705	1
							50	888	3738	16.8	15.9	12.50	9.34	1.19	45.10	76	705	1
							100	888	3382	17	16.2	11.68	8.66	11.12	421.45	76	705	1
		27	19	7	12	5	0	888	4051	13.8	12.7	20.98	17.14	3.61	136.82	76	705	1
							50	888	3738	14	13.1	19.88	16.12	3.42	129.62	76	705	1
							100	888	3382	14.3	13.6	18.58	14.93	3.19	120.90	76	705	1
				5.5	14.5	9	0	888	4051	16.5	15.4	12.59	10.28	1.20	45.48	76	705	1
							50	888	3738	16.7	15.8	11.93	9.67	1.14	43.21	76	705	1
							100	888	3382	16.9	16	11.15	8.96	1.07	40.55	76	705	1
		29	21	7	12	5	0	888	4051	14.2	13	27.25	18.8	4.68	177.37	76	705	1
							50	888	3738	14.4	13.4	25.79	17.69	4.43	167.90	76	705	1
							100	888	3382	14.7	13.9	24.06	16.4	4.13	156.53	76	705	1
				5.5	14.5	9	0	888	4051	17.2	15.7	16.35	11.28	1.56	59.12	76	705	1
							50	888	3738	17.5	16.2	15.47	10.61	1.48	56.09	76	705	1
							100	888	3382	18	17.1	14.44	9.84	1.38	52.30	76	705	1
	Low	26.7	19.4	7	12	5	0	805	3644	13.3	12.2	20.48	15.27	3.52	133.41	76	620	1
							50	805	3362	13.6	12.7	19.39	14.36	3.33	126.21	76	620	1
							100	805	3033	13.9	13	18.06	13.27	3.1	117.49	76	620	1
				5.5	14.5	9	0	805	3644	16.7	15.5	12.29	9.16	1.17	44.34	76	620	1
							50	805	3362	17	16	11.63	8.62	1.11	42.07	76	620	1
							100	805	3033	17.3	16.5	10.84	7.96	1.04	39.42	76	620	1
		27	19	7	12	5	0	805	3644	13.8	12.9	19.54	15.81	3.36	127.34	76	620	1
							50	805	3362	14.1	13.4	18.5	14.86	3.18	120.52	76	620	1
							100	805	3033	14.3	13.7	17.24	13.73	2.96	112.18	76	620	1
				5.5	14.5	9	0	805	3644	16.5	15.4	11.72	9.49	1.12	42.45	76	620	1
							50	805	3362	16.7	15.7	11.10	8.92	1.06	40.17	76	620	1
							100	805	3033	16.9	16	10.34	8.24	0.99	37.52	76	620	1
		29	21	7	12	5	0	805	3644	13.1	12	25.34	17.53	4.35	164.87	76	620	1
							50	805	3362	13.5	12.6	23.96	16.32	4.12	156.15	76	620	1
							100	805	3033	13.8	13	22.29	15.08	3.83	145.16	76	620	1
				5.5	14.5	9	0	805	3644	17	15.9	15.20	10.52	1.45	54.96	76	620	1
							50	805	3362	17.3	16.3	14.38	9.79	1.37	51.92	76	620	1
							100	805	3033	17.6	16.7	13.37	9.05	1.28	48.51	76	620	1

Remark:

ESP: external static pressure; **DB:** dry bulb temp.; **WB:** wet bulb temp.; **EWT:** enter water temp.;

LWT: leaving water temp.; **PWR:** power; **nos:** numbers. **CB:** ceiling concealed with back plenum;

7.2 Heating Capacity:

Model	Air flow volume (Hi)	Water temp. change	Air inlet temp. (21℃ DB)																							
			Water inlet temp. (℃)																							
			35			40			45			50			55			60			65			70		
			Capacity	Water	Water	Capacity	Water	Water	Capacity	Water	Water	Capacity	Water	Water	Capacity	Water	Water	Capacity	Water	Water	Capacity	Water	Water	Capacity	Water	Water
	m^3/h	℃	kW	m^3/h	kPa	kW	m^3/h	kPa	kW	m^3/h	kPa	kW	m^3/h	kPa	kW	m^3/h	kPa	kW	m^3/h	kPa	kW	m^3/h	kPa	kW	m^3/h	kPa
TMFCDH-800 TMFCDH-800E	1360	10	1.05	0.09	0.65	2.77	0.24	1.73	4.52	0.39	2.81	6.28	0.54	3.89	8.05	0.69	4.97	8.97	0.84	6.06	11.58	1.00	7.21	13.35	1.15	8.29
		8	1.80	0.19	1.37	3.55	0.38	2.74	5.31	0.57	4.11	7.07	0.76	5.48	8.84	0.95	6.85	9.70	1.11	8.00	12.38	1.33	9.59	14.15	1.52	10.96
		7	2.18	0.27	1.95	3.94	0.48	3.46	5.70	0.70	5.05	7.47	0.92	6.63	9.24	1.13	8.15	10.06	1.35	9.73	12.78	1.57	11.32	14.56	1.79	12.91
		6	2.57	0.37	2.67	4.33	0.62	4.47	6.10	0.87	6.27	7.87	1.13	8.15	9.64	1.38	9.95	10.43	1.63	11.75	13.19	1.89	13.63	14.97	2.14	15.43
		5	2.97	0.51	3.68	4.73	0.81	5.84	6.50	1.12	8.08	8.27	1.42	10.24	10.04	1.73	12.47	10.80	2.03	14.64	13.60	2.34	16.87	15.38	2.64	19.03
TMFCDH-1000 TMFCDH-1000E	1700	10	2.42	0.21	3.34	5.09	0.44	7.00	7.65	0.66	10.49	8.40	0.87	13.83	10.38	1.09	17.33	12.51	1.30	20.67	17.61	1.51	24.01	20.08	1.73	27.51
		8	3.44	0.37	5.88	6.02	0.65	10.34	8.53	0.92	14.63	9.10	1.18	18.76	11.07	1.45	23.06	13.20	1.51	24.01	18.43	1.98	31.48	20.89	2.24	35.62
		7	3.92	0.48	7.63	6.46	0.79	12.56	8.96	1.10	17.49	9.45	1.40	22.26	11.41	1.71	27.19	13.53	2.01	31.96	18.83	2.31	36.73	21.29	2.61	41.50
		6	4.39	0.63	10.02	6.90	0.99	15.74	9.38	1.34	21.31	9.79	1.70	27.03	11.73	2.05	32.60	13.86	2.40	38.16	19.23	2.75	43.73	21.69	3.11	49.45
		5	4.83	0.83	13.20	7.32	1.26	20.03	9.79	1.68	26.71	10.13	2.11	33.55	12.07	2.53	40.23	14.19	2.95	46.91	19.63	3.37	53.58	22.09	3.80	60.42
TMFCDH-1200 TMFCDH-1200E	2040	10	2.67	0.23	3.07	5.70	0.49	6.53	8.63	0.74	9.86	11.51	0.99	13.20	12.21	1.23	16.40	14.21	1.48	19.73	20.06	1.72	22.93	22.90	1.97	26.26
		8	3.85	0.41	5.47	6.79	0.73	9.73	9.67	1.04	13.86	12.52	1.34	17.86	13.06	1.65	21.99	15.02	1.80	24.00	21.04	2.26	30.13	23.87	2.56	34.12
		7	4.40	0.54	7.20	7.31	0.90	12.00	10.17	1.25	16.66	13.02	1.60	21.33	13.48	1.95	25.99	15.42	2.29	30.53	21.52	2.64	35.19	24.35	2.99	39.86
		6	4.94	0.71	9.46	7.82	1.12	14.93	10.67	1.53	20.39	13.51	1.93	25.73	13.90	2.34	31.19	15.82	2.75	36.66	22.01	3.15	41.99	24.84	3.56	47.45
		5	5.47	0.94	12.53	8.32	1.43	19.06	11.17	1.92	25.59	14.00	2.41	32.13	14.31	2.89	38.52	16.22	3.38	45.06	22.49	3.87	51.59	25.32	4.35	57.99
TMFCDH-1400 TMFCDH-1400E	2380	10	4.25	0.37	6.34	8.18	0.70	12.00	11.89	1.02	17.48	13.18	1.33	22.80	15.26	1.64	28.11	17.60	1.95	33.42	26.18	2.25	38.57	29.71	2.55	43.71
		8	5.63	0.60	10.28	9.36	1.01	17.31	12.98	1.39	23.82	14.07	1.78	30.51	16.07	2.16	37.02	18.10	2.10	36.00	27.15	2.92	50.05	30.66	3.29	56.39
		7	6.25	0.77	13.20	9.92	1.22	20.91	13.50	1.66	28.45	14.49	2.09	35.82	16.46	2.53	43.36	19.28	2.96	50.73	27.62	3.39	58.10	31.13	3.82	65.47
		6	6.84	0.98	16.80	10.45	1.50	25.71	14.01	2.01	34.45	14.91	2.51	43.02	16.85	3.02	51.76	19.66	3.52	60.33	28.09	4.02	68.90	31.60	4.52	77.47
		5	7.39	1.27	21.77	10.96	1.88	32.22	14.50	2.49	42.68	15.32	3.10	53.13	17.22	3.70	63.42	20.03	4.30	73.70	28.55	4.91	84.16	32.06	5.51	94.44
TMFCDH-1600 TMFCDH-1600E	2720	10	4.61	0.40	8.32	8.86	0.76	15.81	12.89	1.11	23.09	16.84	1.65	34.32	18.68	1.78	37.02	20.45	2.12	44.10	28.52	2.45	50.96	32.39	2.78	57.82
		8	6.09	0.65	13.52	10.15	1.09	22.67	14.10	1.51	31.41	18.00	1.93	40.14	19.70	2.35	48.88	21.37	2.50	52.00	29.62	3.18	66.14	33.48	3.60	74.88
		7	6.77	0.83	17.26	10.77	1.32	27.46	14.68	1.80	37.44	18.57	2.28	47.42	20.20	2.75	57.20	21.83	3.23	67.18	30.16	3.70	76.96	34.01	4.18	86.94
		6	7.42	1.06	22.05	11.36	1.63	33.90	15.25	2.18	45.34	19.12	2.74	56.99	20.68	3.29	68.43	22.28	3.84	79.87	30.70	4.40	91.52	34.55	4.95	102.96
		5	8.03	1.38	28.70	11.93	2.05	42.64	15.81	2.72	56.58	19.67	3.38	70.30	21.17	4.04	84.03	22.73	4.71	97.97	31.23	5.37	111.70	35.08	6.03	125.42
TMFCDH-1800 TMFCDH-1800E	3060	10	4.92	0.42	13.44	9.53	0.82	26.24	13.92	1.20	38.40	17.22	1.56	49.92	20.68	1.93	61.76	22.71	2.30	73.60	30.94	2.66	74.48	35.16	3.02	81.54
		8	6.55	0.70	22.40	10.96	1.18	37.76	15.26	1.64	52.48	19.51	2.10	67.20	21.84	2.55	81.60	23.77	2.80	90.00	32.17	3.46	96.88	36.38	3.91	105.57
		7	7.29	0.90	28.80	11.64	1.43	45.76	15.90	1.95	62.40	20.14	2.47	79.04	22.41	2.99	95.68	24.28	3.51	112.32	32.78	4.02	112.56	36.99	4.54	122.58
		6	8.00	1.15	36.80	12.29	1.76	56.32	16.54	2.37	75.84	20.76	2.97	95.04	22.97	3.58	114.56	24.80	4.14	132.48	33.38	4.78	133.84	37.59	5.38	145.26
		5	8.68	1.49	47.68	12.93	2.22	71.04	17.16	2.95	94.40	21.37	3.67	117.44	23.53	4.40	140.80	25.31	5.12	163.84	33.99	5.84	163.52	38.19	6.56	177.12
TMFCDH-2200 TMFCDH-2200E	3740	10	5.61	0.48	16.32	11.02	0.95	32.30	16.20	1.39	48.65	21.29	1.83	64.05	26.35	2.26	79.10	28.87	2.70	94.50	36.40	3.13	100.16	41.41	3.56	110.36
		8	7.55	0.81	27.54	12.76	1.37	46.58	17.85	1.92	67.20	22.89	2.46	86.10	27.91	3.00	105.00	30.30	3.45	130.00	37.94	4.07	130.24	42.94	4.61	142.91
		7	8.45	1.04	35.36	13.59	1.67	56.78	18.64	2.29	80.15	23.67	2.91	101.85	28.69	3.52	123.20	30.99	4.14	144.90	38.70	4.75	152.00	43.70	5.36	166.16
		6	9.31	1.33	45.22	14.40	2.06	70.04	19.43	2.78	97.30	24.44	3.50	122.50	29.45	4.22	147.70	31.70	4.93	172.55	39.46	5.65	180.80	44.46	6.37	197.47
		5	10.14	1.74	59.16	15.19	2.61	88.74	20.20	3.47	121.45	25.21	4.33	151.55	30.21	5.19	181.65	32.40	6.05	211.75	40.22	6.91	221.12	45.23	7.77	240.87

Heating capacity modification coefficient table:

Model	TMFCDH-800 TMFCDH-800E	TMFCDH-1000 TMFCDH-1000E	TMFCDH-1200 TMFCDH-1200E	TMFCDH-1400 TMFCDH-1400E	TMFCDH-1600 TMFCDH-1600E	TMFCDH-1800 TMFCDH-1800E	TMFCDH-2200 TMFCDH-2200E
Mid-speed	0.88	0.87	0.86	0.88	0.86	0.88	0.89
Low-speed	0.74	0.75	0.75	0.76	0.74	0.75	0.75

8. Exploded View

8.1 TMFCDH-800 TMFCDH-1000 TMFCDH-1200 TMFCDH-1400

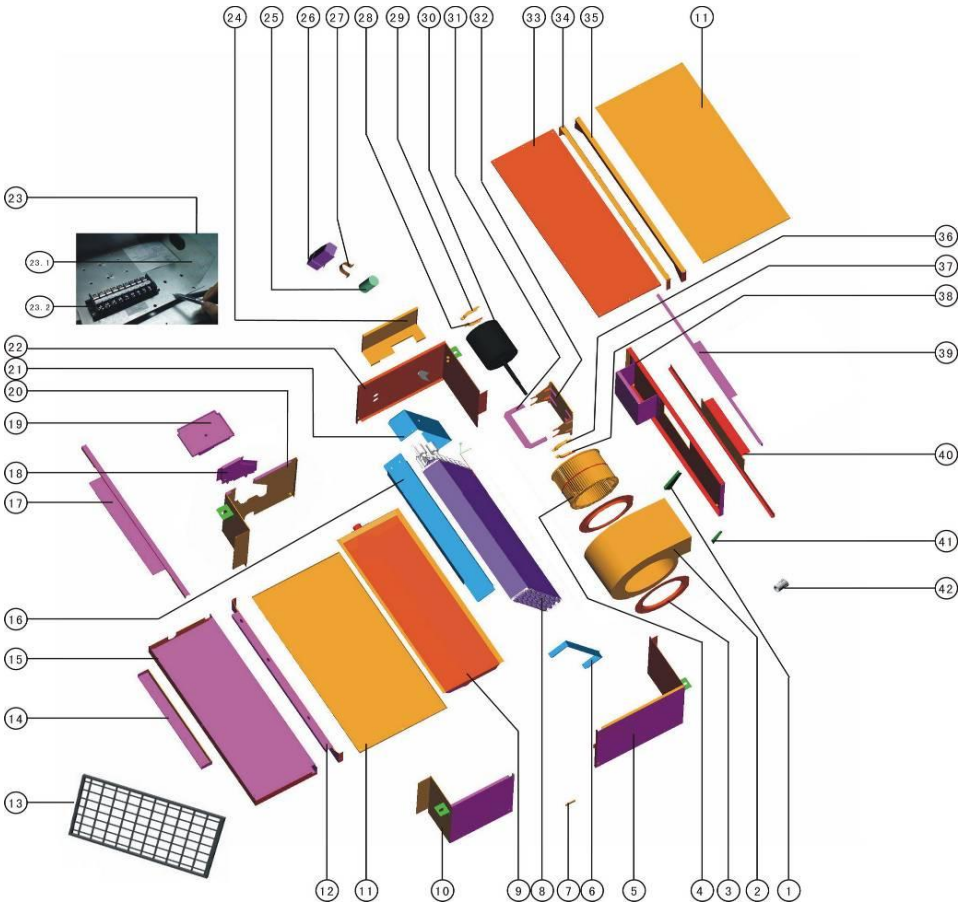

No.	Part Name	Quantity	No.	Part Name	Quantity
1	Right fixing board	1	23	E-part box ass'y	1
2	Volute shell ass'y	1	23.1	E-part box	1
3	Wind ring ass'y	2	23.2	Wire joint, 9p	1
4	Centrifugal fan ass'y	1	24	E-Part box cover	1
5	Side board ass'y	1	25	Capacitor box	1
6	Evaporator left clapboard	1	26	Pipe performing	1
7	Stator	2	27	Capacitor	1
8	Evaporator ass'y	1	28	Motor below cover	1
9	Drainage pan ass'y	1	29	Motor up cover	1
10	Clapboard ass'y	1	30	Fan motor	1
11	Front cover ass'y	2	31	Board	1
12	Beam ass'y	1	32	Motor bracket	1
13	Air filter	1	33	Rear cover ass'y	1
14	Back Underside board	1	34	Beam ass'y	1
15	Base ass'y	1	35	Beam ass'y	1
16	Baffle	1	36	Motor up cover	1
17	Back upside board ass'y	1	37	Motor below cover	1
18	Cover plate ass'y	1	38	Base	1
19	Drainage pan	1	39	Former upside board ass'y	1
20	Clapboard ass'y	1	40	Former underside board ass'y	1
21	Evaporator right clapboard	1	41	Left fixing board	1
22	Front right clapboard ass'y	1	42	Water pipe	1

8.2 TMFCDH-1600 TMFCDH-1800 TMFCDH-2200

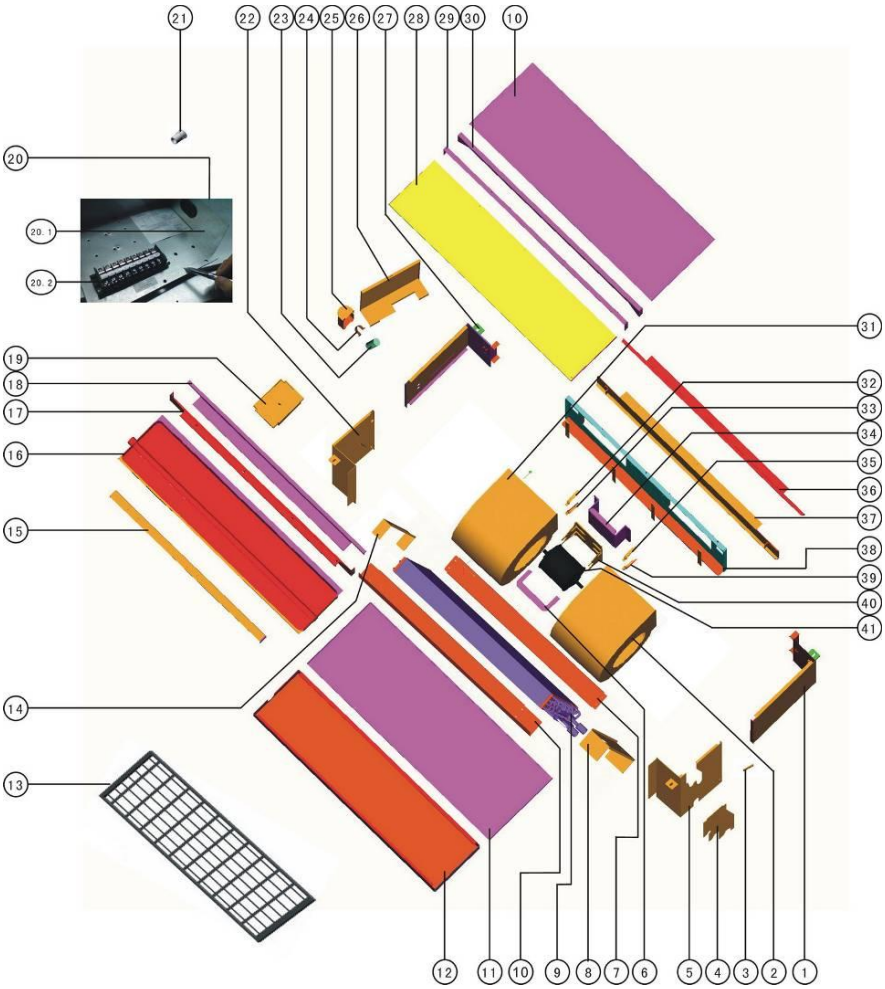

No.	Part Name	Quantity	No.	Part Name	Quantity
1	Side board ass'y	1	21	Water pipe	1
2	Fan ass'y	1	22	Clapboard ass'y	1
3	Stator	2	23	Capacitor	1
4	Cover plate ass'y	1	24	Capacitor clamp	1
5	Clapboard ass'y	1	25	Capacitor box	1
6	Board	1	26	E-Part box cover	1
7	Below baffle	1	27	Front right clapboard ass'y	1
8	Evaporator left clapboard ass'y	1	28	Rear cover ass'y	1
9	Evaporator ass'y	1	29	Beam ass'y	1
10	Evaporator up clapboard ass'y	1	30	Beam ass'y	1
11	Front cover ass'y	2	31	Right wind wheel ass'y	1
12	Base ass'y	1	32	Motor up cover	1
13	Air filter	1	33	Motor below cover	1
14	Evaporator right clapboard ass'y	1	34	Fixing board ass'y	1
15	Back Underside board	1	35	Motor up cover	1
16	Drainage pan ass'y	1	36	Former upside board ass'y	1
17	Beam ass'y	1	37	Former underside board ass'y	1
18	Back upside board ass'y	1	38	Fixing board ass'y	1
19	Drainage pan	1	39	Motor below cover	1
20	E-part box ass'y	1	40	Motor bracket	1
20.1	E-part box	1	41	Motor	1
20.2	Wire joint, 9p	1			

8.3 TMFCDH-800E TMFCDH-1000E TMFCDH-1200E TMFCDH-1400E

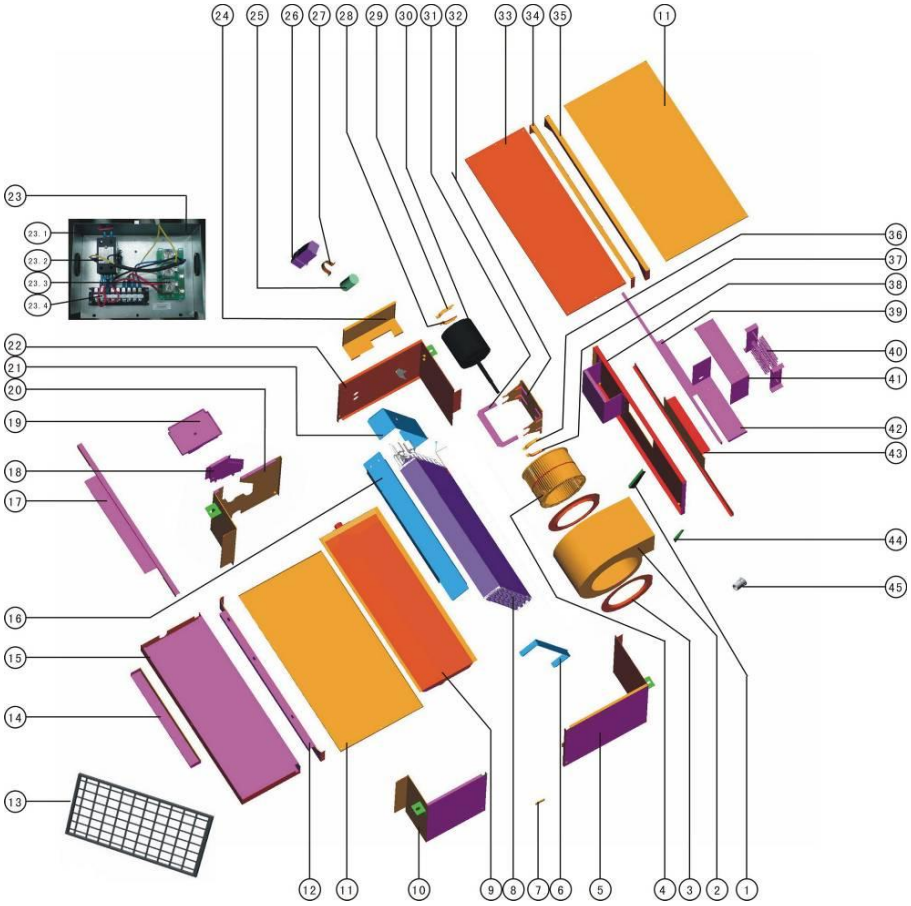

No.	Part Name	Quantity	No.	Part Name	Quantity
1	Right fixing board	1	23.3	Relay control board ass'y	1
2	Volute shell ass'y	1	23.4	Wire joint, 9p	1
3	Wind ring ass'y	2	24	E-Part box cover	1
4	Centrifugal fan ass'y	1	25	Capacitor box	1
5	Side board ass'y	1	26	Pipe performing	1
6	Evaporator left clapboard	1	27	Capacitor	1
7	Stator	2	28	Motor below cover	1
8	Evaporator ass'y	1	29	Motor up cover	1
9	Drainage pan ass'y	1	30	Fan motor	1
10	Clapboard ass'y	1	31	Board	1
11	Front cover ass'y	2	32	Motor bracket	1
12	Beam ass'y	1	33	Rear cover ass'y	1
13	Air filter	1	34	Beam ass'y	1
14	Back Underside board	1	35	Beam ass'y	1
15	Base ass'y	1	36	Motor up cover	1
16	Baffle	1	37	Motor below cover	1
17	Back upside board ass'y	1	38	Base	1
18	Cover plate ass'y	1	39	Former upside board ass'y	1
19	Drainage pan	1	40	Electric heater ass'y	1
20	Clapboard ass'y	1	41	Board II	1
21	Evaporator right clapboard	1	42	Board I	1
22	Front right clapboard ass'y	1	43	Former underside board ass'y	1
23	E-part box ass'y	1	44	Left fixing board	1
23.1	E-part box	1	45	Water pipe	1
23.2	Contactor	1			

8.4 TMFCDH-1600E TMFCDH-1800E TMFCDH-2200E

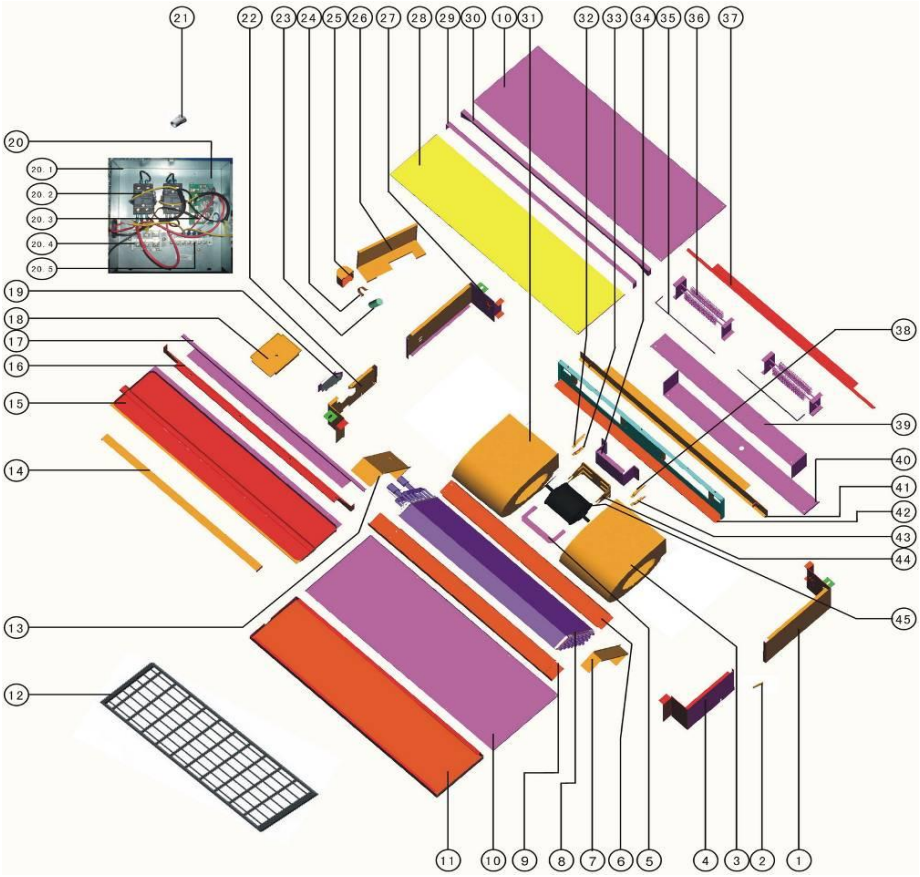

No.	Part Name	Quantity	No.	Part Name	Quantity
1	Side board ass'y	1	21	Water pipe	1
2	Stator	2	22	Clapboard ass'y	1
3	Fan ass'y	1	23	Compressor capacitor	1
4	Clapboard ass'y	1	24	Capacitor clamp	1
5	Board	1	25	Compressor capacitor box	1
6	Below baffle	1	26	E-Part box cover	1
7	Left fixation board	1	27	Front right clapboard ass'y	1
8	Evaporator ass'y	1	28	Rear cover ass'y	1
9	Protection board	1	29	Beam ass'y	1
10	Front cover ass'y	2	30	Beam ass'y	1
11	Base ass'y	1	31	Right wind wheel ass'y	1
12	Air filter	1	32	Motor up cover	1
13	Right fixing board	1	33	Motor below cover	1
14	Back Underside board	1	34	Fixing board ass'y	1
15	Drainage pan ass'y	1	35	Baffle bar	2
16	Beam ass'y	1	36	Electric heater ass'y	2
17	Back upside board ass'y	1	37	Former upside board ass'y	1
18	Drainage pan	1	38	Motor up cover	1
19	Cover plate ass'y	1	39	Board I	1
20	E-part box ass'y	1	40	Board	2
20.1	E-part box	1	41	Former underside board ass'y	1
20.2	Contactor	2	42	Fixing board ass'y	1
20.3	Relay control board ass'y	1	43	Motor below cover	1
20.4	Wire joint, 3p	1	44	Motor bracket	1
20.5	Wire joint	1	45	Motor	1

9. Flow-Pressure Curves

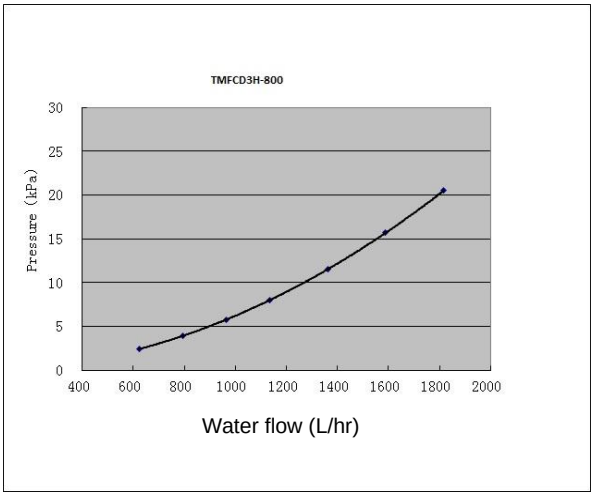

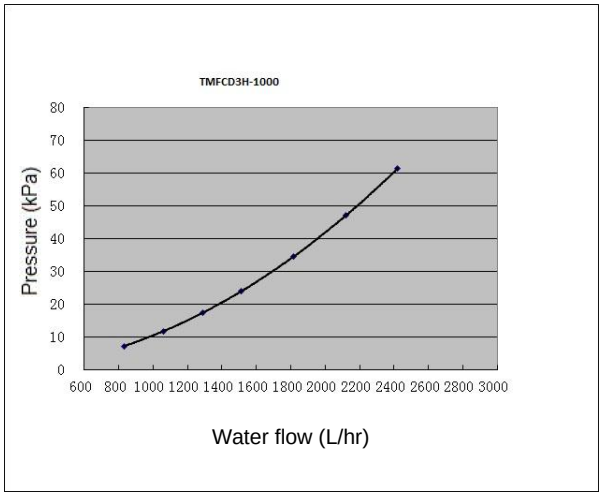

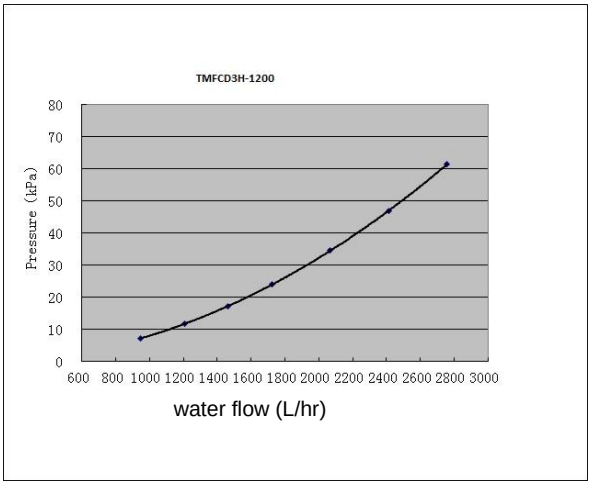

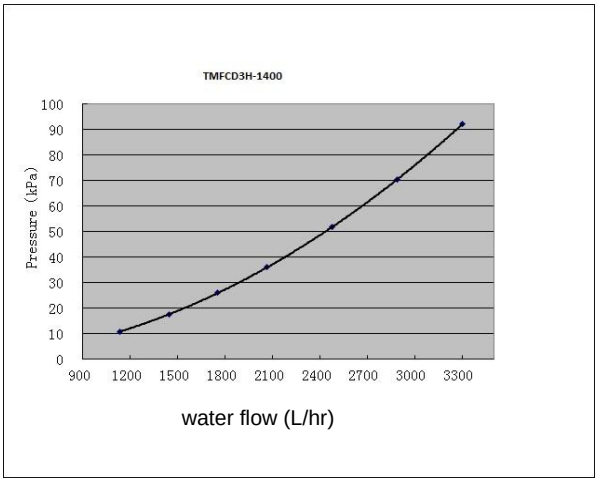

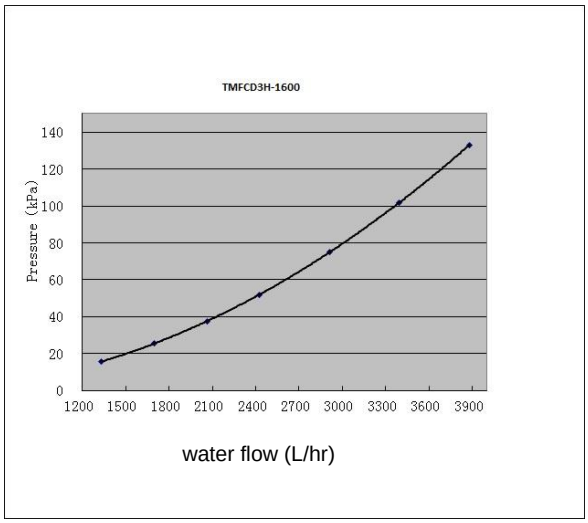

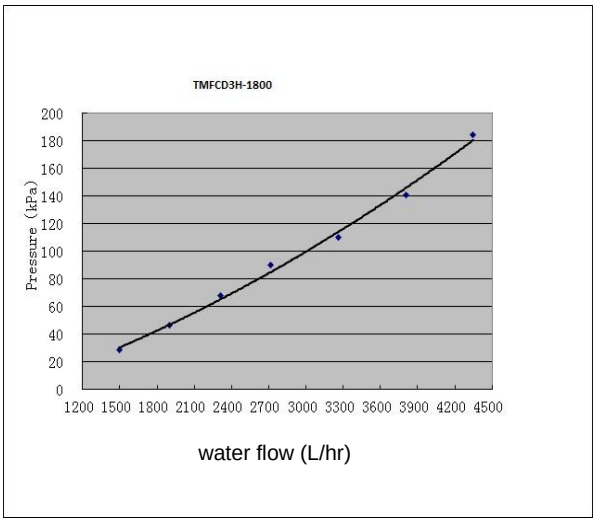

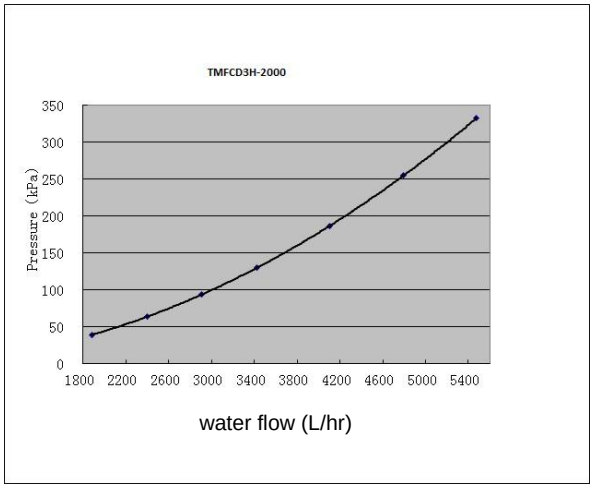
TMFCD3H-2000
Pressure (kPa)
350
300
250
200
150
100
50
0
1800 2200 2600 3000 3400 3800 4200 4600 5000 5400
water flow (L/hr)

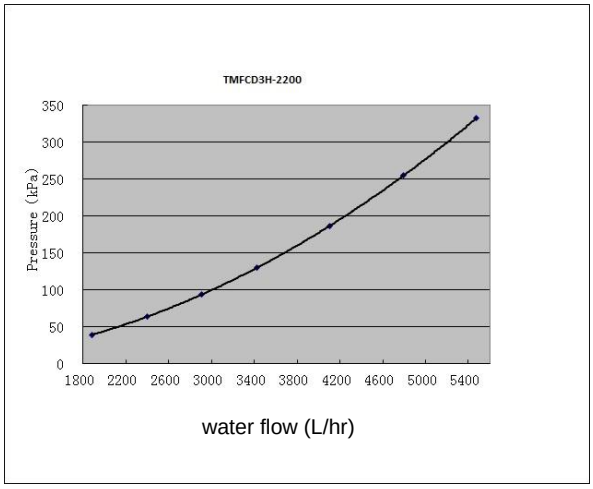
TMFCD3H-2200
Pressure (kPa)
350
300
250
200
150
100
50
0
1800 2200 2600 3000 3400 3800 4200 4600 5000 5400
water flow (L/hr)

TRUST

Air Conditioning Systems

Cooling & Heating

TRUST AIR-CONDITIONING EQUIPMENT CO.
Shiraz office: 8 th floor, Alvand Blog., Dostan St.,
Moaliabad Ave., SHIRAZ, IRAN., Post code: 71877-14446
Tel.: +98-71-36341070
Fax.: +98-71-36341094
Tehran office: No. 19- koohe nour St.- Motahhari St.-
TEHRAN, IRAN., Post code: 15876-73111
Tel.: +98-21-89389
Fax.: +98-21-88541903
Ahwaz office: No. 309- Kaveh St.- AHWAZ, IRAN., Post code: 61939-47911
Tel.: +98-61-32230647-8 **E-mail: info@trustacs.com**
Fax.: +98-61-32230647 **Web site: http://www.trustacs.com**

برند برتر در اولین جشنواره بین‌المللی
برترین نام و نشان‌های تجاری ایران

ISO 9001 REGISTERED
DNV
MGMT. SYS.
RvA C 024
DNV Certification B.V. The Netherlands